

State of Idaho

2016 Legislative Session

Budget Activities Summary

Prepared by the
State of Idaho
Division of Financial Management
Executive Office of the Governor




TABLE OF CONTENTS

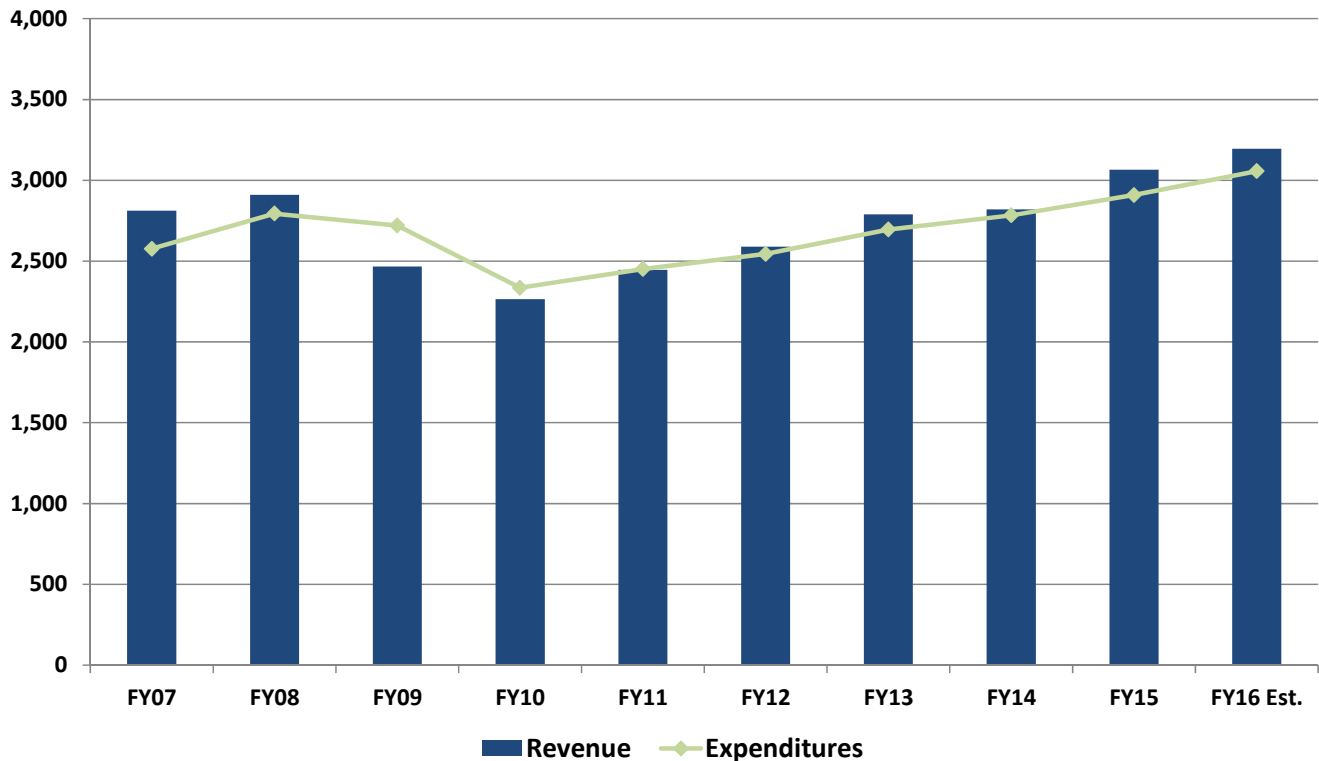
FY 2016 and FY 2017 State Budget Highlights.....	1
General Fund Revenue	
General Fund Revenue and Expenditure History.....	10
General Fund Revenue History and Forecast.....	11
Composition of General Fund Revenue	12
FY 2017 General Fund Revenue by Source	13
General Fund/Total Fund Original Appropriations	
General Fund Original Appropriations & Percent Allocation FY 2015 to FY 2017	14
Total Fund Original Appropriations & Percent Allocation FY 2015 to FY 2017	15
General Fund/Total Fund Expenditures	
General Fund Actual and Est. Expenditures FY 2012– FY 2016.....	16
Total Fund Actual and Est. Expenditures FY 2012– FY 2016.....	17
General Fund Ongoing and One-Time Appropriations FY 2016 & FY 2017	18
By State Goal.....	19
FY 2016 General Fund Allocation	
FY 2016 General Fund Comparative Summary	20
FY 2015 Actuals and General Fund Appropriations Changes from FY 2016 – FY 2017	22
FY 2016 Supplemental Exec. Budget to Approp. Comparison	23
FY 2017 General Fund Allocation	
FY 2017 General Fund Comparative Summary	25
FY 2017 General Fund Appropriation Distribution	27
Components of FY 2017 General Fund Appropriation	28
FY 2017 Executive Budget to Appropriation Line Item Comparison.....	30
FY 2017 General Fund Revised Executive Budget/Appropriation Comparison.....	31
FY 2017 Total Fund Revised Executive Budget/Appropriation Comparison	32
FY 2017 General Fund Recommendation.....	33
FY 2017 General Fund Appropriation	34
FY 2017 Total Fund Recommendation	35
FY 2017 Total Fund Appropriation	36
State Department Full Time Equivalent Positions (FTP).....	37
Idaho's General Fund Expenditure Limitation	38
Budget Stabilization Fund.....	39
Idaho Millennium Fund	40
Permanent Building Fund	41

FY 2016 Budget Highlights

Statewide

- The Governor's revised FY 2016 budget recommendation to the Legislature included a beginning balance of \$44,946,500 and a revenue estimate of \$3,183,609,000. After transfers and estimated expenditures, the Governor's recommendation was a 5.39% increase from the FY 2015 Total Expenditures and was projected to end the fiscal year with a balance of \$113,459,500.
- The Joint Finance-Appropriations Committee (JFAC) adopted the Governor's revenue estimate of \$3,183,609,000.
- After legislative action and transfers to other funds, the ending balance for FY 2016 is projected to be \$50,456,300.

General Fund Revenue and Expenditures
FY 2007 - FY 2016 Estimate
 (Millions)

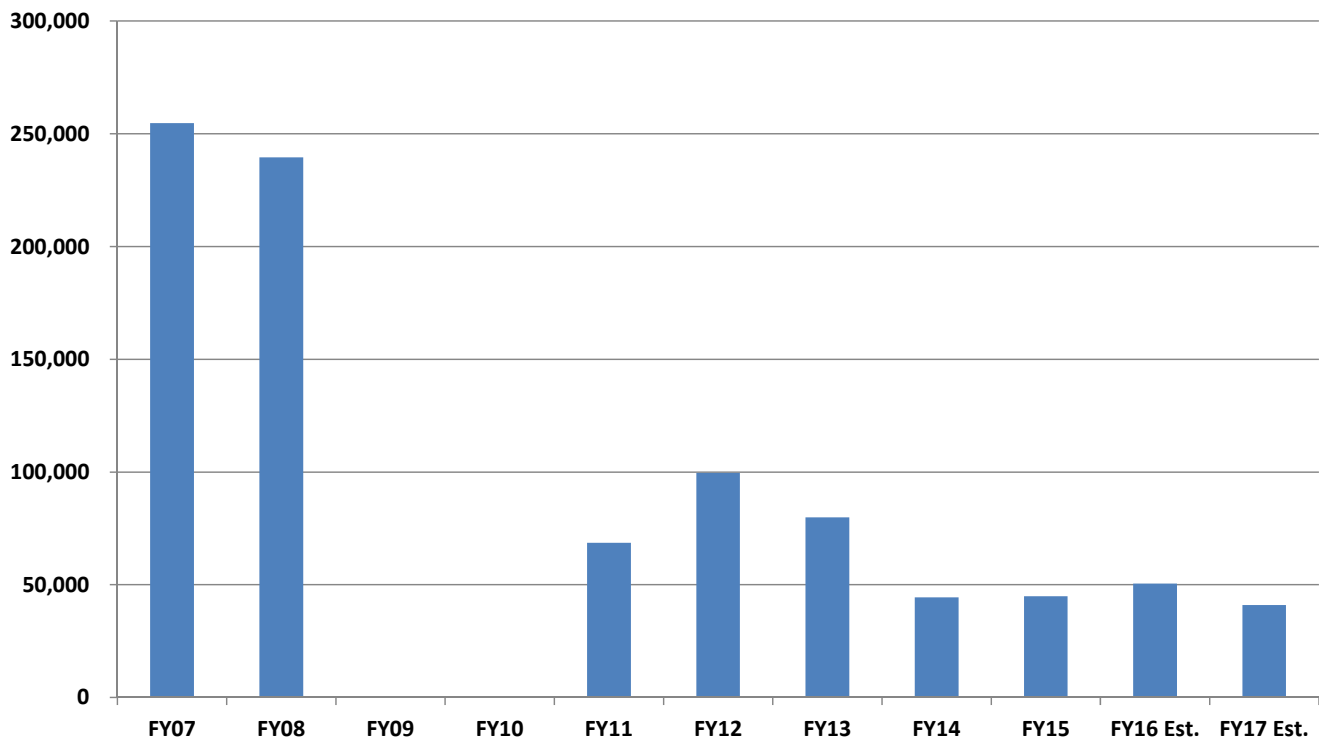


FY 2017 Budget Highlights

Statewide

- The Governor's revised FY 2017 budget recommendation reflected a 7.47% increase in spending. The Legislature's final action on the General Fund budget reflected an overall spending increase of 6.55%.
- The Governor's recommendation included \$87,400,000 in transfers to and from other funds. The Legislature approved \$44,700,400 in transfers to other funds.

General Fund Ending Balances
FY 2007 - FY 2017 Est.
(Thousands)



K-through-Career

The Governor recommended and the Legislature appropriated funding to implement a number of recommendations from the Governor's Task Force for Improving Education. The Governor's recommendation for the Public School Support Program was an 8.2% increase over the FY 2016 General Fund appropriation, while the Legislature's appropriation was a 7.4% increase.

- **Career Ladder.** The Governor recommended \$41,961,200 and the Legislature appropriated \$41,516,500 in ongoing General Fund for the career ladder. Funding is for the second year of the five-year funding plan for the career ladder for certificated instructional employees and pupil service staff. Of the total, \$1,955,500 is attributable to the incremental increase of adding pupil service staff to the career ladder.
- **College and Career Advising.** The Governor recommended and the Legislature appropriated \$5,000,000 for college and career counseling for students, which is key to reaching Idaho's 60% goal. Consistent with the task force's recommendation, funds are appropriated specifically for districts to implement an advising model that best fits their needs.
- **Professional Development.** The Governor recommended \$5,000,000 and the Legislature appropriated \$2,375,000 in ongoing General Fund for teacher professional development, including mentoring.
- **Discretionary Funding.** The Governor recommended \$31,206,000 and the Legislature appropriated \$31,295,300 to fully restore discretionary funding. This additional funding increases the distribution factor from \$23,868 to \$25,696 and completes the restoration of discretionary funding to the FY 2009 distribution factor.
- **Classroom Technology.** The Governor recommended \$10,000,000 and the Legislature appropriated \$5,000,000 as part of the five-year funding plan to fulfill the recommendation that the state invest \$60,000,000 in classroom technology. This brings the ongoing total to \$18,000,000 for technology.
- **ADA Stability and Mobility.** The Governor recommended \$2,511,400 in ongoing General Fund for schools that experience enrollment growth throughout the school year. The Legislature passed HB 603, which addresses this issue at an estimated cost of \$1,055,400. Although funding was not appropriated, the expectation is that the Public Education Stabilization Fund will absorb this cost initially.
- **Mastery-based System Development.** The Governor recommended \$1,100,000 and the Legislature appropriated \$1,000,000 in ongoing General Fund to support the continued development of mastery-based education in Idaho, as reflected in statute.
- **Literacy Proficiency.** The Governor recommended \$10,700,000 and the Legislature appropriated \$9,100,000 in ongoing General Fund for literacy proficiency. In addition, \$2,150,000 of the existing base appropriation was designated for K-3 reading intervention. Funding will support increased intervention, including the option of full-day kindergarten for students who score below basic on the Idaho Reading Indicator (IRI), 20-hour interventions for students in first through third grades who score basic on the IRI, and interventions for students who score basic or below basic on the IRI alternative.
- **Statewide Wi-Fi Services.** The Governor recommended \$2,204,200 in ongoing General Fund and the Legislature appropriated \$2,100,000 in one-time General Fund for statewide wi-fi services. Funding will continue to support the expansion of wireless infrastructure to public schools.

Summary Tables and Graphs

In addition to the recommendations of the Governor's Task Force for Improving Education, funding was recommended and appropriated for other strategic investments in public school funding.

- **Information Technology (IT) Certificates Fund Shift.** The Governor recommended and the Legislature appropriated a fund shift of \$1,000,000 from the Public School Income Fund to the General Fund for IT certificates.
- **Science, Technology, Engineering, and Mathematics (STEM) Action Center Grants, Projects, and Program Administration.** The Governor recommended \$2,000,000 in ongoing General Fund, and the Legislature appropriated \$1,500,000 in ongoing and \$500,000 in one-time General Fund to promote STEM activities throughout Idaho by engaging educators and industry. Funding will support professional development for educators, pilot programs promoting STEM education, classroom grants, needs and gap analyses, outreach, and research.
- **STEM Computer Science and Coding Initiative.** The Governor recommended and the Legislature appropriated 1.0 FTP and \$99,000 in General Fund for a program manager to assist with the implementation of the computer science and coding initiative. The goal of this initiative is to implement computer science and coding instruction in schools across the state to better prepare secondary students for post-secondary success and eventual employment in this high-demand field.
- **STEM Education Fund.** The Governor recommended a \$10,000,000 one-time transfer from the General Fund to the STEM Education Fund, but the Legislature appropriated a \$2,000,000 one-time transfer. This transfer to the STEM Education Fund will support the programs and priorities of the state in advancing STEM education in Idaho public schools and post-secondary education institutions.
- **School Security Assessments.** The Governor recommended and the Legislature appropriated \$270,000 in ongoing General Fund for the creation of the Office of School Safety and Security within the Division of Building Safety. These funds will be combined with \$300,000 from the Public School Income Fund to examine all aspects of school security from a proactive point of view, including ongoing site assessments at schools statewide.
- **Idaho School for the Deaf and Blind Cottage Occupancy.** The Governor recommended and the Legislature appropriated \$189,500 in funding for repairs and ongoing costs to allow the Idaho School for the Deaf and Blind to open a cottage that will house ten new residential students and to bring another cottage into service for staff and visiting families.

In the higher education budget, the Governor and Legislature continued a K-through-Career focus.

- **Opportunity Scholarship.** The Governor recommended and the Legislature appropriated \$5,000,000 in ongoing General Fund to increase Opportunity Scholarship funding. This will allow for the award of 1,825 new scholarships at \$3,000 each and 1,572 renewals at \$3,000 each.
- **The Complete College Idaho Initiative.** The initiative addresses specific higher education needs in the state, including the following:
 - **Boise State University (BSU).** The Governor recommended \$1,413,900 and the Legislature appropriated \$962,400 in General Fund to improve college completion rates. The appropriation will be used to decrease reliance on adjunct instructors, add student advisors, and staff the learning assistant program.

- **Idaho State University (ISU).** The Governor recommended \$305,600 and the Legislature appropriated \$208,700 in General Fund to provide work and service opportunities for students to gain practical experience and learn more about the relevance of their academics to the workplace.
 - **University of Idaho (UI).** The Governor recommended \$790,000 and the Legislature appropriated \$538,700 in General Fund to increase advisory staff, including intervention specialists, tutors, counselors, and supplemental instructors.
 - **Lewis-Clark State College (LCSC).** The Governor recommended \$425,500 and the Legislature appropriated \$290,200 in General Fund to increase key faculty positions and retain staff.
 - **North Idaho College (NIC).** The Governor recommended \$158,900 and the Legislature appropriated \$133,000 in General Fund for student retention and transition efforts.
 - **College of Southern Idaho (CSI).** The Governor recommended and the Legislature appropriated \$242,500 in General Fund to develop a comprehensive approach to post-secondary dual-credit educational services for high school students.
-
- **Enrollment Work Load Adjustment Restoration.** The Governor recommended \$3,469,300 and the Legislature appropriated \$3,491,200 in General Fund to offset the reduction from the formula-generated enrollment work load adjustment for four-year institutions and community colleges to avoid a reduction in the base appropriation in FY 2017.
 - **Higher Education Research Council (HERC) Undergraduate Research.** The Governor recommended \$300,000 and the Legislature appropriated \$200,000 in ongoing General Fund to increase the amount of awards and fellowships granted by HERC.
 - **BSU Materials Science and Engineering Research Initiative.** The Governor recommended and the Legislature appropriated \$617,100 in General Fund to fund three new faculty lines and five graduate assistants to enhance the Materials Science and Engineering PhD Program. The Micron Foundation provided \$13,000,000 for three years of start-up funding to create this program.
 - **Idaho National Laboratory (INL)/BSU Cyber Security Lab.** The Governor recommended and the Legislature appropriated \$360,000 in ongoing and \$640,000 in one-time General Fund for the development of a process control cybersecurity lab at BSU, in collaboration with the INL. This program will leverage the unique cyber security capabilities of INL to help expand Idaho's computer science talent pipeline and foster new research and development to identify methods to protect the state's resources and infrastructure.
 - **ISU Health Sciences Expansion - Meridian Campus.** The Governor recommended \$1,740,600 in General Fund and the Legislature appropriated \$580,000 in General Fund and \$1,160,000 in one-time funding from the Economic Recovery Reserve Fund to expand the Doctor of Physical Therapy Program at the Meridian Health Science Center. This program typically receives 250 applications for the 24 to 26 seats currently available each year on the Pocatello campus. The expansion of the Meridian Health Science Center will allow the university to admit between 48 and 50 students per year into the program. It is estimated that, with the increased capacity, the number of graduates will double within three to four years.
 - **UI Occupancy Costs.** The Governor recommended \$1,412,800, and the Legislature appropriated \$754,500, in General Fund for occupancy costs to cover the Aquaculture Research Institute Lab, the Integrated Research and Innovation Center, the education building, the Center on Disabilities and

Summary Tables and Graphs

Human Development - Alturas Park, and the Parma onion storage facility within the Agricultural Research and Extension budget. Funding for the University House was not appropriated.

- **UI Law and Justice Learning Center Rent.** The Governor recommended and the Legislature appropriated \$244,200 for rental costs at the remodeled Idaho Law and Justice Learning Center (formerly the Capitol Annex).
- **CSI Student Instructional Support.** The Governor recommended and the Legislature appropriated \$113,200 in ongoing General Fund to expand resources for post-gateway high-risk classes, such as biology, chemistry, high-level math, and nursing, based upon the success ratio of the courses. This will involve hiring skilled students, part-time staff, and adjunct faculty to assist in these areas. It is expected that there will be immediate results in retention and course completion rates because of this added support.
- **CSI Institutional Researcher.** The Governor recommended, and the Legislature appropriated, \$91,500 in General Fund for an institutional researcher position. This position will provide consistent support to the college's existing staff and will improve the process of generating needed reports for evaluation and decision making.
- **NIC Occupancy Costs.** The Governor recommended and the Legislature appropriated \$615,000 from the General Fund for occupancy costs for the Career and Technical Education facility and the Automotive Technology Center.
- **College of Western Idaho (CWI) Funding Equity.** The Governor recommended \$500,000 and the Legislature appropriated \$400,000 in General Fund to address the continued funding inequity among CWI, NIC, and CSI.
- **CWI Student Success.** The Governor recommended \$367,900 in General Fund for four advisors, one data analyst, and one engineering faculty position. The Legislature appropriated \$200,000 for three full-time positions to improve the student-to-advisor ratio and to provide outreach to special student populations.
- **Office of the State Board of Education Start-up Funding for Eastern Idaho Community College.** The Governor recommended and the Legislature appropriated a \$5,000,000 one-time General Fund transfer to the Higher Education Stabilization Fund for start-up funding, should voters approve the establishment of a community college district in eastern Idaho.
- **Five Additional Washington, Wyoming, Alaska, Montana, and Idaho (WWAMI) Seats.** The Governor recommended and the Legislature appropriated 1.0 FTP and \$278,900 from the General Fund to add five additional seats to the WWAMI medical education program. The added seats will bring the incoming Fall 2016 class to a total of 40, fulfilling the recommendation of the State Board of Education's medical education sub-committee.
- **Two Additional University of Utah School of Medicine (UUSOM) Seats.** The Governor recommended and the Legislature appropriated \$84,600 from the General Fund for two additional UUSOM seats for medical students. Funding will increase the incoming Fall 2016 class of students from eight to ten so that by FY 2020 there will be a total of 40 Idaho students enrolled in UUSOM medical school.

- **Family Medical Residency.** The Governor recommended and the Legislature appropriated \$180,000 for the third and final year of build-out costs for six residents of the Kootenai Health Family Medicine Residency program. By FY 2017, the final six residents will be added to reach the full capacity of 18 residents, with each to complete the full three-year residency training program.
- **Career Technical Education Post-secondary Capacity Expansion.** The Governor recommended and the Legislature appropriated 38.0 FTP and \$3,791,200 from the General Fund to build training capacity at six post-secondary institutions throughout the state to produce more graduates for high-demand jobs in health care, information technology, mechatronics, and transportation. On average, there are 2,180 annual job openings across these four major industry areas. However, capacity in the programs that train in these areas is limited, with annual program graduates at 542 and an average wait list of 825 across the four areas. The additional funding will provide an annual capacity expansion of 410 seats for jobs that have a median hourly wage of \$19.10 per hour.
- **Agriculture and Natural Resource Program Funding.** The Governor recommended and the Legislature appropriated \$325,000 in ongoing General Fund to continue the funding for incentives and start-up grants to enhance the quality and quantity of agricultural and natural resources education programs in high schools across the state.

State Employees

The Legislature followed the Governor's recommendation for a 3% change in employee compensation to be based on merit with flexibility for directors to address agency needs, as well as for fully funding a larger-than-anticipated increase in health benefit costs, with no increased costs to employees. A FY 2016 transfer to the Group Insurance Account of \$13,140,000 to maintain the contractually required reserves was also appropriated.

Strategic Investments

- **Office of Species Conservation Governor's Sage Grouse Initiative.** The Governor recommended \$500,000 in General Fund to continue efforts to protect the species and improve habitat. Projects include state and private land conservation and restoration efforts, continued support of Rangeland Fire Protection Associations, lek monitoring conducted by Idaho Fish and Game, and infrastructure mitigation. Funding was appropriated from the Economic Recovery Reserve Fund instead of the General Fund.
- **Idaho State Historical Museum Educational Exhibitions.** The Governor recommended up to \$4,000,000 in General Fund for exhibits at the Idaho State Historical Museum, contingent upon an agency fundraising match. In addition, \$4,000,000 in dedicated fund spending authority for matching funds for museum exhibits was recommended. The Legislature appropriated the \$4,000,000 in dedicated fund spending authority and appropriated \$4,000,000 from the Economic Recovery Reserve Fund instead of the General Fund.
- **Idaho Transportation Department Spending Authority Increase.** Ongoing dedicated fund spending authority of \$58,247,800 was appropriated for new user revenue generated in the State Highway Account related to the implementation of HB 132 and HB 312a.
- **Idaho Transportation Department Strategic Initiatives Program Fund.** One-time dedicated fund spending authority of \$54,700,000 in the Strategic Initiatives Program Fund related to FY 2015 surplus revenue was appropriated in accordance with HB 312a.

Summary Tables and Graphs

- **Idaho Transportation Department Federal Fund Increase.** Dedicated and federal fund spending authority equaling \$22,653,800 related to the Fixing America's Surface Transportation (FAST) Act was appropriated. The FAST Act is a federal multi-year transportation bill that was signed on December 4th, 2015. It provides increased federal funding for highway transportation and safety.

Increased funding to address costs associated with fires throughout the state was recommended and the Legislature concurred.

- **Department of Lands Fire Preparedness.** \$919,800 was split between General Fund and dedicated funds and was partially funded as a supplemental in FY 2016. Three positions will support the Fire Management Program and improve the initial attack response for fires. This personnel enhancement will allow the department to position firefighters more strategically with the goal of suppressing fires before they require Interagency Incident Management Teams, which are more expensive.
- **Department of Lands Fire Suppression Fund.** The Governor recommended a transfer of \$50,000,000 in FY 2017 to pay for firefighting costs incurred in previous years. The Legislature provided \$60,000,000 in FY 2016 and \$34,500,000 in FY 2017 for fire suppression costs.
- **Department of Lands Rangeland Fire Protection Association.** The Governor recommended \$140,000 in General Fund to provide personal protective equipment, communications equipment, training materials, and two heavy equipment mechanic positions to refurbish firefighting equipment for the formation of Rangeland Fire Protection Associations. Currently, there are six associations in operation with the potential of two to four more forming. Funding was appropriated from the Economic Recovery Reserve Fund instead of the General Fund.

The Governor recommended funding to support water management and sustainability initiatives and the Legislature concurred.

- **Department of Water Resources Staff for Surface Water Coalition (SWC) Settlement Agreement.** The Governor recommended and the Legislature appropriated \$546,100 in General Fund for four positions to support the implementation and enforcement of new water measurement and reporting requirements within the Eastern Snake Plain Aquifer (ESPA). The SWC agreement requires installation of flow meters on approximately 4,000 wells within the ESPA by 2018. One position will be dedicated to general water district assistance including water district creation and modification, water distribution complaints, and water delivery call investigations.
- **Department of Water Resources Water Sustainability Projects.** The Governor recommended and the Legislature appropriated \$5,000,000 in ongoing General Fund for state-sponsored water conservation and enhancement programs and projects pursuant to the Water Resources Board water sustainability policy. In addition, the Governor had recommended \$16,500,000 in one-time General Fund to replace revenue from the cigarette tax that he had proposed re-directing. The Legislature chose to retain the current distribution of cigarette tax revenue and thus appropriated \$2,500,000 one-time from the Economic Recovery Reserve Fund.

The Legislature also concurred with recommendation made by the Governor for important investments in health and human services to provide better outcomes for Idahoans.

- **Department of Health and Welfare, Community Crisis Center.** The Governor recommended one-time and ongoing General Fund for an additional Community Crisis Center. Because of the necessary implementation time, the Legislature appropriated partial-year funding to establish two Community Crisis Centers, with the intention of providing the remaining ongoing funds in FY 2018.
- **Department of Health and Welfare, Expanded Access Program for Epilepsy.** The Governor recommended and the Legislature appropriated \$128,000 in General Fund to support the Expanded Access Program. Expanded Access is a pathway created by the United States Food and Drug Administration (FDA) that gives patients access to certain investigational drugs that have not yet been FDA-approved. The Governor created an Expanded Access Program on April 16, 2015, in Executive Order 2015-03 as a treatment option for children with treatment-resistant epilepsy. The program provides Epidiolex, a medication not yet FDA-approved or commercially available, for up to 25 Idaho children with severe seizure disorders.

Additional funding for public safety was recommended by the Governor and the Legislature concurred.

- **Public Defense Reform.** The Governor reserved \$5,000,000 in General Fund for efforts of the Legislature's interim committee to reform the Public Defense system. The Legislature provided \$5,066,500 for grants to counties and \$416,300 and 4.50 FTP for the Public Defense Commission.
- **Idaho State Police (ISP) Regional Communications Centers (RCC) Console/Recorder Systems.** The Governor recommended \$967,900 in General Fund to replace the integrated radio/phone console and recording systems at the RCC. The Legislature concurred, but provided the one-time costs of \$669,000 for the purchase of the system from the Economic Recovery Reserve Fund. In addition, the Governor recommended, and the Legislature appropriated, \$170,000 in General Fund to the Department of Health and Welfare Emergency Medical Services for its portion of the integrated radio/phone console.
- **ISP Regional Communications Officer (RCO) Retention Pay Plan.** The Governor recommended and the Legislature appropriated \$179,000 in ongoing General Fund to implement a retention plan to address high turnover in the RCO positions. Annual turnover in the RCO positions averaged 21.6% over the past five fiscal years. It currently takes up to eight months of training at a cost of \$37,400 to hire a new RCO. ISP's starting hourly rate is far below the average competing agency starting rate.
- **ISP RCO Staffing.** The Governor recommended and the Legislature appropriated \$257,000 to add a dispatch systems programmer analyst to administer Idaho's migration to geospatial routing and three RCO - one in Coeur d'Alene and two in Meridian - to meet increasing demands for service.

Summary Tables and Graphs

GENERAL FUND REVENUE AND EXPENDITURE HISTORY FY 2012 Actual through the FY 2017 Appropriation

	FY 2012	FY 2013	FY 2014	FY 2015	FY 2016	FY 2017
REVENUES RECEIPTS:	<u>Actual</u>	<u>Actual</u>	<u>Actual</u>	<u>Actual</u>	<u>Estimate</u>	<u>Approp.</u>
Beginning balance	\$68,650,000	\$99,604,800	\$79,952,900	\$44,432,700	\$44,946,500	\$50,456,300
Actual/projected receipts	2,587,713,300	2,750,282,100	2,815,429,300	3,056,765,500	3,183,609,000	3,340,372,000
Legislation with a Fiscal Impact	0	0	0	0	(17,254,000)	(27,789,300)
Transfers to other Funds *	(47,593,900)	(111,969,300)	(66,375,800)	(139,478,200)	(132,806,400)	(44,700,400)
Transfers in from other Funds *	38,004,700	5,048,200	6,430,800	0	780,000	0
Miscellaneous Adjustments	<u>1,574,000</u>	<u>39,448,100</u>	<u>4,413,700</u>	<u>9,620,400</u>	<u>28,345,100</u>	<u>0</u>
Total Funds Available	2,648,348,100	2,782,413,900	2,839,850,900	2,971,340,400	3,107,620,200	3,318,338,600
EXPENDITURES:						
Original appropriations	2,528,960,600	2,702,105,700	2,781,023,800	2,936,096,600	3,071,860,500	3,272,991,000
Special appropriations	0	0	0	0	0	0
Prior year Reappropriations	32,300	200	0	0	19,997,600	0
Health & Welfare Adjustment	0	37,632,000	0	0	0	0
Positive Supplementals	19,860,600	12,860,300	10,463,500	(12,758,800)	25,216,400	0
Negative Supplementals	0	(52,477,100)	(2,022,900)	(7,421,900)	(35,705,400)	0
Cash Transfers to Other Funds	0	0	0	0	(23,156,400)	0
Reversions/Reappropriations	(4,538,800)	(3,667,300)	(6,155,800)	(7,799,700)	0	0
Deficiency Warrants	4,225,700	6,390,700	11,875,000	17,981,900	324,000	0
Miscellaneous Adjustments	<u>202,900</u>	<u>(383,500)</u>	<u>234,600</u>	<u>295,800</u>	<u>(1,372,800)</u>	<u>0</u>
Total Expenditures	2,548,743,300	2,702,461,000	2,795,418,200	2,926,393,900	3,057,163,900	3,272,991,000
Ending Balance	\$99,604,800	\$79,952,900	\$44,432,700	\$44,946,500	\$50,456,300	\$45,347,600

* The specific transfers for each year are:

FY 2017 transfer out include: \$400,000 for the Wolf Control Fund; \$2,000,000 for the STEM Action Center; \$5,000,000 to HESF for Eastern Idaho Community College; \$34,500,000 to the Fire Suppression Fund for anticipated fire suppression costs; \$100,400 to Water Resources for Priest Lake Outlet Subaccount; and \$2,700,000 to Superintendent of Public Instruction - Broadband Grant.

FY 2016 transfer out include: \$1,750,000 Commerce Opportunity Grant; \$400,000 for the Wolf Control Fund; \$20,000,000 transferred to Economic Recovery Reserve Fund to cover FY 2017 cost for the 27th payroll; \$500,000 Water Board for aquifer recharge; \$27,000,000 to the Fire Suppression Fund for anticipated cost for the 2015 fire season; \$16,400 to Idaho State Police - Federal Fund; \$2,000,000 to the Constitutional Defense Fund; \$8,000,000 to the Legal Defense Fund; \$13,140,000 to the Group Insurance Fund; and an additional \$60,000,000 for 2015 fire suppression costs. Transfer in include: \$780,000 from the Consolidated Election Fund. Miscellaneous adjustments include: prior reappropriation \$19,997,600 and \$8,347,500 for Health and Welfare prior year reversion. Deficiency warrants include: \$324,000 for Agriculture Pest Control Fund.

FY 2015 transfers out include: \$82,306,800 to the Budget Stabilization Fund; \$54,152,500 to Idaho Transportation Department year-end surplus eliminator; \$400,000 for the Wolf Control Fund; \$225,800 for Health and Welfare - Time Sensitive Fund; \$101,200 to the Permanent Building Fund; \$1,000,000 to the Constitutional Defense Fund; \$1,050,000 to the Legal Defense Fund for Sage-Grouse defense; and \$241,900 to the Opportunity Scholarship Fund. Deficiency warrants include: \$63,500 Military Division Hazardous Materials Fund, \$17,529,000 to the Fire Suppression Fund, and \$389,400 Agriculture Pest Control Fund.

FY 2014 transfers out include: \$26,375,800 to the Budget Stabilization Fund; \$3,000,000 to the Idaho Opportunity Fund within the Department of Commerce; \$15,000,000 to the Water Resources Board; \$10,000,000 to the Permanent Building Fund; \$10,000,000 to the Public Education Stabilization Fund; and \$2,000,000 to the Higher Education Stabilization Fund. Transfers in include \$6,430,800 from the Catastrophic Health Care Fund. Deficiency warrants include: \$38,700 Military Division Hazardous Materials Fund, \$10,379,600 to the Fire Suppression Fund, and \$1,456,700 Agriculture Pest Control.

FY 2013 transfers out include: \$111,269,300 to the Budget Stabilization Fund; \$500,000 to the Constitutional Defense Fund; and \$200,000 to the Legislative Legal Defense Fund. Transfer in include: \$2,014,900 from the Consumer Protection Fund, and \$3,033,300 from the Catastrophic Health Care Fund. Deficiency warrants include: \$349,400 Agriculture Pest Control, \$28,100 Military Division Hazardous Materials Fund, and \$6,013,200 to the Fire Suppression Fund.

FY 2012 transfer out include: \$23,641,300 to the Budget Stabilization Fund; \$21,452,600 to the Public Education Stabilization Fund; \$500,000 to the Consumer Protection Fund; and \$2,000,000 to the Disaster Recovery Fund. Transfers in include: \$21,959,000 from the Non-endowed Millennium Fund; \$8,000,000 from the Liquor Control Fund; \$276,500 from ISTARS Tech. Fund; \$7,000,000 from the Permanent Bldg. Fund; \$282,500 from the Jobs Development Fund; and \$486,700 from the Hazardous Waste Fund. Deficiency warrants include: \$62,600 Agriculture Pest Control, \$4,093,300 to the Fire Suppression Fund, and \$69,800 for Military Division Hazardous Materials.

GENERAL FUND REVENUE HISTORY AND FORECAST
(\$ Millions)

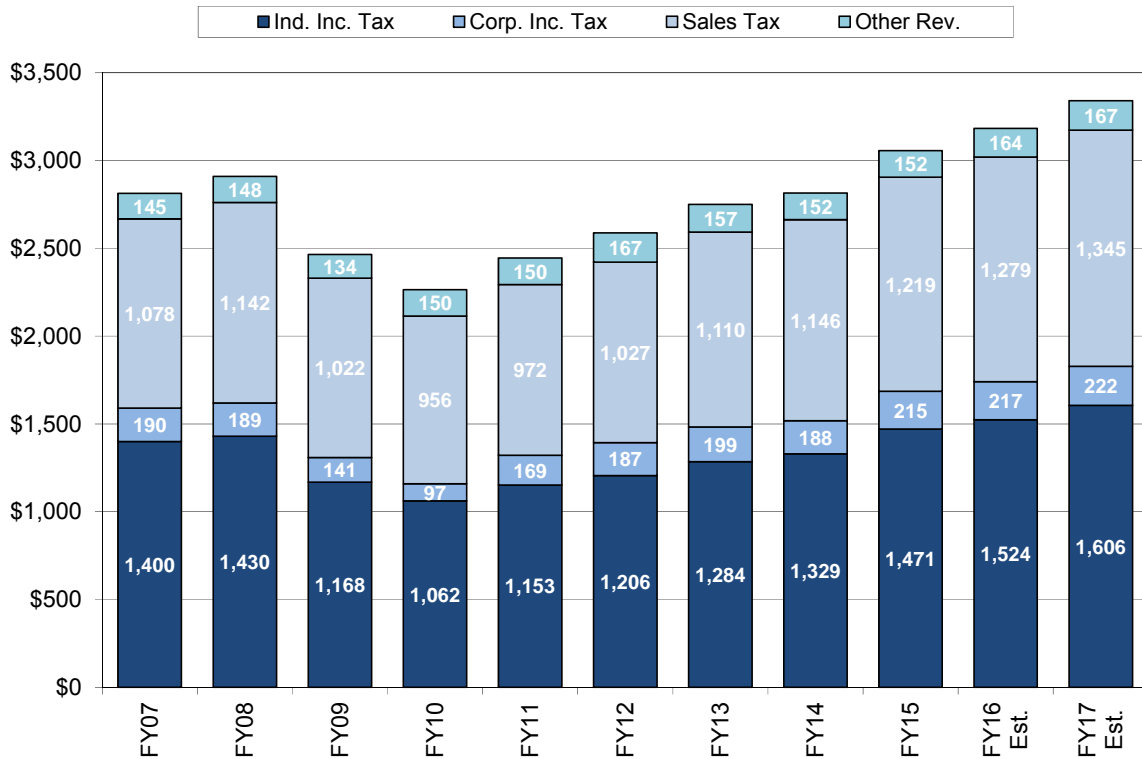
Source						Forecast*	
	FY 2011	FY 2012	FY 2013	FY 2014	FY 2015	FY 2016	FY 2017
Individual Income Tax	\$1,152.65	\$1,206.41	\$1,284.38	\$1,329.27	\$1,470.86	\$1,523.91	\$1,606.15
% Change	8.5%	4.7%	6.5%	3.5%	10.7%	3.6%	5.4%
Corporate Income Tax	\$168.95	\$187.01	\$198.66	\$188.29	\$215.40	\$216.51	\$222.06
% Change	74.1%	10.7%	6.2%	-5.2%	14.4%	0.5%	2.6%
Sales Tax	\$972.38	\$1,027.34	\$1,109.83	\$1,145.73	\$1,218.77	\$1,279.07	\$1,345.13
% Change	1.7%	5.7%	8.0%	3.2%	6.4%	4.9%	5.2%
Product Taxes:							
Cigarette Tax	14.40	11.61	13.08	3.70	3.34	7.90	9.95
Tobacco Tax	8.48	8.93	10.01	9.88	10.51	10.94	11.22
Beer Tax	1.97	1.94	1.93	1.89	1.90	1.78	1.86
Wine Tax	3.21	3.45	3.91	4.14	4.24	4.17	4.29
Liquor Surcharge	<u>14.76</u>	<u>17.25</u>	<u>20.93</u>	<u>24.21</u>	<u>25.48</u>	<u>25.89</u>	<u>27.29</u>
Subtotal	\$42.82	\$43.18	\$49.86	\$43.82	\$45.47	\$50.68	\$54.61
% Change	4.0%	0.8%	15.5%	-12.1%	3.8%	11.5%	7.7%
Miscellaneous Revenue:							
Kilowatt-Hour Tax	2.43	2.98	1.92	1.84	1.91	1.80	1.90
Mine License Tax	1.54	2.03	0.53	0.52	0.07	0.40	0.50
Interest Earnings	(0.43)	(0.60)	0.36	(0.37)	(1.57)	(0.46)	0.69
Court Fees and Fines	5.12	4.85	4.59	4.36	6.14	5.77	5.86
Insurance Premium Tax	54.12	56.58	55.62	59.36	61.75	65.05	66.35
Alcoholic Beverage Licenses	1.52	1.56	0.13	0.00	0.00	0.00	0.00
UCC Filings	2.41	2.43	2.54	2.70	2.77	2.87	2.98
Unclaimed Property	4.51	8.89	7.00	5.66	6.29	6.00	6.00
Land Permit & Lease Payment	0.62	1.04	0.83	1.23	0.72	0.17	0.15
One-time Transfers	4.88	16.16	4.53	4.22	1.99	4.08	0.00
Estate Tax	0.52	(0.02)	0.06	0.30	0.00	0.00	0.00
Other Depts and Transfers	<u>30.43</u>	<u>27.89</u>	<u>29.45</u>	<u>28.51</u>	<u>26.20</u>	<u>27.77</u>	<u>28.03</u>
Subtotal	\$107.67	\$123.79	\$107.56	\$108.33	\$106.27	\$113.45	\$112.43
% Change	-0.7%	15.0%	-13.1%	0.7%	-1.9%	6.8%	-0.9%
Total General Fund Revenue	\$2,444.47	\$2,587.73	\$2,750.29	\$2,815.43	\$3,056.77	\$3,183.61	\$3,340.37
% Change	7.9%	5.9%	6.3%	2.4%	8.6%	4.1%	4.9%

* The Forecast reflects the Division of Financial Management's base revenue estimates for these two years. Neither number includes beginning balances, the impact of proposed legislation, or one-time transfers into or out of the General Fund currently not authorized by state law. They do include the impact of all legislation approved during previous legislative sessions.

Note: May not total due to rounding

Summary Tables and Graphs

**Composition of General Fund Revenue by Fund Source
FY 2007 - FY 2017**



General Fund Revenue 10-Year Trend Comparison

Total General Fund Revenue are expressed as a cumulative percentage change over FY 2008 levels.



FY 2017 General Fund Revenue by Source

Revised Executive Budget	Ind. Income	Corp. Income	Sales	Product	Misc.	Total
Executive Branch Base Revenue Estimate:	\$1,606,142,000	\$222,060,000	\$1,345,130,000	\$54,610,000	\$112,430,000	\$3,340,372,000
Ongoing Adjustments:						
Tax Conformity	0	(28,669,000)	0	0	0	(28,669,000)
STEM Action Center	(25,000)	0	0	0	0	(25,000)
Cigarette and Tobacco Tax	0	0	0	(21,165,900)	0	(21,165,900)
Hand Tool Exemption	0	0	(81,100)	0	0	(81,100)
Vessel Sale to Non-Resident	0	0	20,300	0	0	20,300
Total Ongoing Adjustments:	(25,000)	(28,669,000)	(60,800)	(21,165,900)	0	(49,920,700)
FY 2017 Total General Fund Revenue:	\$1,606,117,000	\$193,391,000	\$1,345,069,200	\$33,444,100	\$112,430,000	\$3,290,451,300
Non-Revenue Adjustments:						
Beginning balance						113,459,500
Transfer to Budget Stabilization Fund						0
Transfer in from Economic Recovery Reserve Fund (ERRF)						9,500,000
Transfer to Wolf Control Fund (S1414)						(400,000)
Transfer to STEM Action Center (S1429)						(10,000,000)
Transfer to HESF for Tuition Lock						(10,000,000)
Transfer to HESF for E. Idaho Community College (S1429)						(5,000,000)
Transfer to Lands to the Fire Suppression Fund (H0636)						(50,000,000)
Transfer to Water Board - Aquifer Recharge						(16,500,000)
Reserve for Public Defense Reform						(5,000,000)
Total Non-Revenue Adjustments:						26,059,500
FY 2017 Total General Funds Available:						\$3,316,510,800

Legislative Appropriation	Ind. Income	Corp. Income	Sales	Product	Misc.	Total
Legislative Branch Base Revenue Estimate:	\$1,606,142,000	\$222,060,000	\$1,345,130,000	\$54,610,000	\$112,430,000	\$3,340,372,000
Ongoing Adjustments:						
Sales and use tax, hand tools (H0347)	0	0	(81,100)	0	0	(81,100)
Sales and use tax, paddleboards (H0348)	0	0	20,300	0	0	20,300
STEM Action center/income tax (H0357)	(25,000)	0	0	0	0	(25,000)
Sales and use tax, aircraft (H0361)	0	0	(1,700,000)	0	0	(1,700,000)
Production exemption, term (H0386)	0	0	(125,000)	0	0	(125,000)
Taxes, internal rev code, marriage (H0425)	0	(28,669,000)	0	0	0	(28,669,000)
Fees/surcharge (H0461)	0	0	0	0	2,898,500	2,898,500
Alcohol, Age Infractions (H0494)	0	0	0	0	(19,500)	(19,500)
Sales tax exempt, aircraft wildfires (H0540)	0	0	(88,500)	0	0	(88,500)
Total Ongoing Adjustments:	(25,000)	(28,669,000)	(1,974,300)	0	2,879,000	(27,789,300)
One-Time Adjustments:						
Bond Levy Equalization from Cigarette Tax (H0621)	0	0	0	0	0	0
Total One-Time Adjustments:	0	0	0	0	0	0
FY 2017 Total General Fund Revenue:	\$1,606,117,000	\$193,391,000	\$1,343,155,700	\$54,610,000	\$115,309,000	\$3,312,582,700
Non-Revenue Adjustments:						
Beginning balance						50,456,300
Transfer to Budget Stabilization Fund						0
Transfer to Wolf Control Fund (S1414)						(400,000)
Transfer to STEM Action Center (S1429)						(2,000,000)
Transfer to HESF for E. Idaho Community College (S1429)						(5,000,000)
Transfer to Lands to the Fire Suppression Fund (H0636)						(34,500,000)
Transfer to Water Resources - Priest lake Outlet Subaccount (S1402)						(100,400)
Transfer to Superintendent of Public Instruction Broadband Grant (S1429)						(2,700,000)
Total Non-Revenue Adjustments:						5,755,900
FY 2017 Total General Funds Available:						\$3,318,338,600

Summary Tables and Graphs

General Fund Original Appropriations and Percent Allocation by Department FY 2015 - FY 2017

Department	FY 2015		FY 2016		FY 2017	
	Org. Approp.	% Alloc.	Org. Approp.	% Alloc.	Org. Approp.	% Alloc.
Education:						
Public Schools	1,374,598,400	46.8%	1,475,784,000	48.0%	1,584,669,400	48.4%
Agr. Research and Extension	26,453,700	0.9%	28,736,200	0.9%	30,516,700	0.9%
Career Technical Educ.	53,079,000	1.8%	56,204,600	1.8%	62,057,600	1.9%
College and Universities	251,223,200	8.6%	258,776,400	8.4%	279,546,500	8.5%
Community Colleges	32,978,500	1.1%	33,961,000	1.1%	36,919,000	1.1%
Educ., Office of State Board	2,289,200	0.1%	2,441,500	0.1%	3,477,000	0.1%
Health Education Programs	11,355,700	0.4%	12,795,300	0.4%	13,514,000	0.4%
Public Broadcasting	2,200,700	0.1%	2,314,000	0.1%	3,022,100	0.1%
Special Programs	9,346,400	0.3%	9,836,700	0.3%	15,430,100	0.5%
Super. of Public Instruction	8,524,700	0.3%	15,866,900	0.5%	14,184,800	0.4%
Vocational Rehabilitation	<u>7,493,900</u>	<u>0.3%</u>	<u>7,557,800</u>	<u>0.2%</u>	<u>8,336,100</u>	<u>0.3%</u>
Total Education	1,779,543,400	60.6%	1,904,274,400	62.0%	2,051,673,300	62.7%
Health & Human Services:						
Catastrophic Health Care	34,966,300	1.2%	27,000,000	0.9%	18,000,000	0.5%
Health and Welfare, Dept.	144,941,300	4.9%	146,795,600	4.8%	157,492,500	4.8%
Medicaid	492,347,100	16.8%	502,684,900	16.4%	519,607,200	15.9%
Public Health Districts	8,531,200	0.3%	8,719,200	0.3%	9,289,500	0.3%
State Independent Living Council	<u>98,600</u>	<u>0.0%</u>	<u>100,000</u>	<u>0.0%</u>	<u>124,100</u>	<u>0.0%</u>
Total Health & Hum. Serv.	680,884,500	23.2%	685,299,700	22.3%	704,513,300	21.5%
Public Safety:						
Correction, Dept.	204,240,600	7.0%	207,581,400	6.8%	215,229,500	6.6%
Judicial Branch	40,930,400	1.4%	39,743,600	1.3%	42,415,900	1.3%
Juvenile Corrections, Dept.	39,027,400	1.3%	39,861,500	1.3%	40,967,500	1.3%
Police, Idaho State	<u>23,799,900</u>	<u>0.8%</u>	<u>25,597,800</u>	<u>0.8%</u>	<u>27,352,500</u>	<u>0.8%</u>
Total Public Safety	307,998,300	10.5%	312,784,300	10.2%	325,965,400	10.0%
Natural Resources:						
Environmental Quality, Dept.	15,636,200	0.5%	16,449,600	0.5%	17,908,000	0.5%
Lands, Dept.	5,274,200	0.2%	5,473,100	0.2%	5,344,900	0.2%
Parks and Recreation, Dept.	3,463,800	0.1%	3,407,700	0.1%	3,336,700	0.1%
Water Resources, Dept.	<u>11,827,400</u>	<u>0.4%</u>	<u>12,161,700</u>	<u>0.4%</u>	<u>18,530,400</u>	<u>0.6%</u>
Total Natural Resources	36,201,600	1.2%	37,492,100	1.2%	45,120,000	1.4%
Economic Development:						
Agriculture, Dept.	10,322,200	0.4%	10,639,900	0.3%	11,175,800	0.3%
Commerce, Dept.	5,890,000	0.2%	5,568,700	0.2%	5,713,800	0.2%
Labor, Dept.	313,500	0.0%	320,700	0.0%	389,600	0.0%
Self-Governing Agencies	<u>9,719,600</u>	<u>0.3%</u>	<u>10,226,300</u>	<u>0.3%</u>	<u>16,673,300</u>	<u>0.5%</u>
Total Econ. Development	26,245,300	0.9%	26,755,600	0.9%	33,952,500	1.0%
General Government:						
Administration, Dept.	14,301,400	0.5%	7,723,700	0.3%	7,665,700	0.2%
Attorney General	20,046,500	0.7%	21,318,200	0.7%	22,699,900	0.7%
Controller, State	6,885,600	0.2%	6,959,700	0.2%	7,524,400	0.2%
Governor, Office	2,007,700	0.1%	2,032,600	0.1%	2,160,500	0.1%
Governor, Executive Office	14,731,800	0.5%	16,503,900	0.5%	18,480,200	0.6%
Legislative Branch	11,835,100	0.4%	12,268,200	0.4%	12,756,700	0.4%
Lieutenant Governor	157,500	0.0%	163,600	0.0%	170,000	0.0%
Revenue and Taxation, Dept.	31,490,200	1.1%	32,709,900	1.1%	35,727,900	1.1%
Secretary of State	2,373,400	0.1%	4,159,300	0.1%	3,175,600	0.1%
Treasurer, State	<u>1,394,300</u>	<u>0.0%</u>	<u>1,415,300</u>	<u>0.0%</u>	<u>1,405,600</u>	<u>0.0%</u>
Total General Government	105,223,500	3.6%	105,254,400	3.4%	111,766,500	3.4%
State Totals	2,936,096,600	100.0%	3,071,860,500	100.0%	3,272,991,000	100.0%

Total Fund Original Appropriations and Percent Allocation by Department FY 2015 to FY 2017

Department	FY 2015		FY 2016		FY 2017	
	Org. Approp.	% Alloc.	Org. Approp.	% Alloc.	Org. Approp.	% Alloc.
Education:						
Public Schools	1,942,134,300	26.2%	2,130,311,900	27.7%	2,248,504,100	27.2%
Agr. Research and Extension	31,553,400	0.4%	34,457,400	0.4%	36,236,300	0.4%
Career Technical Educ.	62,954,000	0.8%	66,928,800	0.9%	71,849,200	0.9%
College and Universities	498,641,700	6.7%	520,594,500	6.8%	556,661,900	0.9%
Community Colleges*	33,578,500	0.5%	34,561,000	0.4%	37,519,000	6.7%
Educ., Office of State Board	5,672,200	0.1%	5,857,500	0.1%	12,681,000	0.5%
Health Education Programs	11,655,600	0.2%	13,098,800	0.2%	13,831,200	0.2%
Public Broadcasting	8,068,000	0.1%	8,699,300	0.1%	9,294,600	0.1%
Special Programs	11,069,500	0.1%	11,920,100	0.2%	18,154,500	0.2%
Super. of Public Instruction	34,305,200	0.5%	39,334,300	0.5%	40,890,800	0.5%
Vocational Rehabilitation	<u>23,966,200</u>	<u>0.3%</u>	<u>25,443,700</u>	<u>0.3%</u>	<u>27,791,900</u>	<u>0.3%</u>
Total Education	2,663,598,600	36.0%	2,891,207,300	37.6%	3,073,414,500	37.2%
Health & Human Services:						
Catastrophic Health Care	37,766,300	0.5%	29,500,000	0.4%	20,500,000	0.2%
Health and Welfare, Dept.	495,018,900	6.7%	512,488,300	6.7%	552,839,700	6.7%
Medicaid	2,033,290,000	27.5%	2,103,501,600	27.3%	2,233,804,500	27.0%
Public Health Districts	50,380,800	0.7%	50,605,600	0.7%	57,139,000	0.7%
State Independent Living Council	<u>726,800</u>	<u>0.0%</u>	<u>609,100</u>	<u>0.0%</u>	<u>649,200</u>	<u>0.0%</u>
Total Health & Hum. Serv.	2,617,182,800	35.3%	2,696,704,600	35.0%	2,864,932,400	34.7%
Public Safety:						
Correction, Dept.	236,943,300	3.2%	240,499,200	3.1%	254,780,300	3.1%
Judicial Branch	66,324,000	0.9%	65,318,700	0.8%	67,525,600	0.8%
Juvenile Corrections, Dept.	51,675,600	0.7%	52,509,300	0.7%	52,465,400	0.6%
Police, Idaho State	<u>68,440,400</u>	<u>0.9%</u>	<u>70,826,700</u>	<u>0.9%</u>	<u>77,765,900</u>	<u>0.9%</u>
Total Public Safety	423,383,300	5.7%	429,153,900	5.6%	452,537,200	5.5%
Natural Resources:						
Environmental Quality, Dept.	66,306,900	0.9%	64,620,900	0.8%	67,332,600	0.8%
Fish and Game, Dept.	95,771,100	1.3%	95,721,900	1.2%	106,070,300	1.3%
Lands, Dept.	47,884,600	0.6%	51,286,300	0.7%	60,200,800	0.7%
Parks and Recreation, Dept.	36,315,600	0.5%	37,576,500	0.5%	41,968,100	0.5%
Water Resources, Dept.	<u>21,667,200</u>	<u>0.3%</u>	<u>20,683,200</u>	<u>0.3%</u>	<u>28,274,300</u>	<u>0.3%</u>
Total Natural Resources	267,945,400	3.6%	269,888,800	3.5%	303,846,100	3.7%
Economic Development:						
Agriculture, Dept.	39,516,300	0.5%	39,955,400	0.5%	44,177,200	0.5%
Commerce, Dept.	34,416,900	0.5%	36,109,900	0.5%	36,232,700	0.4%
Finance, Dept.	7,210,900	0.1%	7,750,000	0.1%	8,170,300	0.1%
Industrial Commission	15,697,300	0.2%	16,046,200	0.2%	16,701,400	0.2%
Insurance, Dept.	8,822,500	0.1%	9,028,500	0.1%	9,556,900	0.1%
Labor, Dept.	410,856,400	5.5%	416,888,900	5.4%	376,719,200	4.6%
Public Utilities Commission	5,815,200	0.1%	6,174,100	0.1%	6,327,000	0.1%
Self-Governing Agencies	72,658,600	1.0%	75,819,000	1.0%	96,974,300	1.2%
Transportation Dept.	<u>517,442,300</u>	<u>7.0%</u>	<u>496,641,900</u>	<u>6.5%</u>	<u>655,885,100</u>	<u>7.9%</u>
Total Econ. Development	1,112,436,400	15.0%	1,104,413,900	14.4%	1,250,744,100	15.1%
General Government:						
Administration, Dept.	56,158,700	0.8%	34,547,500	0.4%	34,919,700	0.4%
Capital Budget	36,320,000	0.5%	27,578,300	0.4%	26,729,700	0.3%
Attorney General	21,499,800	0.3%	22,796,000	0.3%	24,282,700	0.3%
Controller, State	14,283,800	0.2%	14,464,200	0.2%	15,322,700	0.2%
Governor, Office	2,007,700	0.0%	2,032,600	0.0%	2,160,500	0.0%
Governor, Executive Office	131,945,500	1.8%	136,701,400	1.8%	145,109,700	1.8%
Legislative Branch	14,245,100	0.2%	14,747,200	0.2%	15,337,000	0.2%
Lieutenant Governor	157,500	0.0%	163,600	0.0%	170,000	0.0%
Revenue and Taxation, Dept.	38,544,500	0.5%	39,659,000	0.5%	43,228,700	0.5%
Secretary of State	2,373,400	0.0%	4,159,300	0.1%	3,175,600	0.0%
Treasurer, State	<u>4,740,200</u>	<u>0.1%</u>	<u>5,755,600</u>	<u>0.1%</u>	<u>6,128,400</u>	<u>0.1%</u>
Total General Govt.	322,276,200	4.4%	302,604,700	3.9%	316,564,700	3.8%
State Totals	7,406,822,700	100.0%	7,693,973,200	100.0%	8,262,039,000	100.0%

*Does not include local property tax in Community Colleges.

Summary Tables and Graphs

General Fund Actual and Estimated Expenditures by Department FY 2012 Actual - FY 2016 Estimate

Department	FY 2012	FY 2013	FY 2014	FY 2015	FY 2016 Est.
Education:					
Public Schools	1,223,580,400	1,279,818,600	1,308,365,400	1,374,598,400	1,475,784,000
Agr. Research and Extension	22,559,000	23,604,100	24,422,700	26,453,700	28,736,200
Career Technical Educ.	46,411,500	48,072,000	48,811,600	53,097,600	56,204,600
College and Universities	209,825,800	227,943,700	236,504,600	251,222,700	258,776,400
Community Colleges	23,033,000	27,749,900	30,226,600	33,236,900	33,961,000
Educ., Office of State Board	2,106,900	2,137,000	2,323,000	2,275,500	2,441,500
Health Education Programs	9,937,200	10,047,900	10,452,300	11,200,400	12,795,300
Public Broadcasting	1,377,000	1,587,000	1,826,800	2,199,700	2,314,000
Special Programs	8,634,100	8,387,700	8,380,500	9,104,100	9,836,700
Super. of Public Instruction	7,246,300	8,271,200	8,290,800	10,731,600	10,371,600
Vocational Rehabilitation	7,148,300	7,298,000	7,304,000	7,492,500	7,557,800
Total Education	1,561,859,500	1,644,917,100	1,686,908,300	1,781,613,100	1,898,779,100
Health & Human Services:					
Catastrophic Health Care	32,337,700	27,499,500	28,388,400	18,024,600	15,049,000
Health and Welfare, Dept.	60,420,400	127,821,900	130,978,700	144,883,500	146,758,600
Medicaid	469,667,300	475,446,300	475,237,100	475,237,100	501,636,400
Public Health Districts	7,845,100	8,136,100	8,232,500	8,531,200	8,719,200
State Independent Living Council	92,000	97,700	98,000	98,600	100,000
Total Health & Hum. Serv.	570,362,500	639,001,500	642,934,700	646,775,000	672,263,200
Public Safety:					
Correction, Dept.	158,050,100	175,622,900	182,645,900	199,119,100	205,698,000
Judicial Branch	29,230,500	30,329,400	31,288,700	40,893,500	39,743,600
Juvenile Corrections, Dept.	33,171,900	35,842,200	36,387,400	37,721,400	39,910,700
Police, Idaho State	14,994,600	17,724,200	22,628,800	23,721,500	25,581,400
Total Public Safety	235,447,100	259,518,700	272,950,800	301,455,500	310,933,700
Natural Resources:					
Environmental Quality, Dept.	13,799,400	14,276,200	14,839,100	15,636,200	16,449,600
Lands, Dept.	3,906,600	4,144,700	5,164,900	5,268,400	5,662,600
Parks and Recreation, Dept.	1,308,500	1,324,100	1,332,000	1,791,400	5,086,100
Water Resources, Dept.	10,660,600	11,107,100	11,207,400	11,842,400	12,646,600
Total Natural Resources	29,675,100	30,852,100	32,543,400	34,538,400	39,844,900
Economic Development:					
Agriculture, Dept.	8,749,900	9,815,800	9,932,000	10,308,900	10,889,900
Commerce, Dept.	3,930,000	5,707,900	5,833,100	5,885,100	5,568,700
Labor, Dept.	571,200	436,000	302,300	313,500	320,700
Self-Governing Agencies	8,228,700	8,662,500	8,645,100	9,620,100	10,226,300
Total Econ. Development	21,479,800	24,622,200	24,712,500	26,127,600	27,005,600
General Government:					
Administration, Dept.	6,559,700	8,895,000	17,923,900	9,056,200	8,924,700
Attorney General	15,360,900	16,508,200	18,535,300	19,100,200	21,318,200
Controller, State	5,911,500	6,102,400	7,039,700	6,856,300	6,959,700
Governor, Office	1,718,700	1,794,300	1,848,500	1,909,600	2,032,600
Governor, Executive Office	13,799,300	14,221,000	13,888,200	14,406,000	16,503,900
Legislative Branch	10,529,500	10,823,200	11,235,600	11,739,400	12,268,200
Lieutenant Governor	124,200	133,900	143,400	155,700	163,600
Revenue and Taxation, Dept.	29,029,400	29,881,200	34,366,700	31,383,200	32,709,900
Secretary of State	1,964,200	2,177,000	1,889,000	2,080,600	5,717,300
Treasurer, State	1,307,200	1,317,900	1,329,600	1,379,200	1,415,300
Total General Government	86,304,600	91,854,100	108,199,900	98,066,400	108,013,400
State Totals	2,505,128,600	2,690,765,700	2,768,249,600	2,888,576,000	3,056,839,900

Total Fund Actual and Estimated Expenditures by Department FY 2012 Actual - FY 2016 Estimate

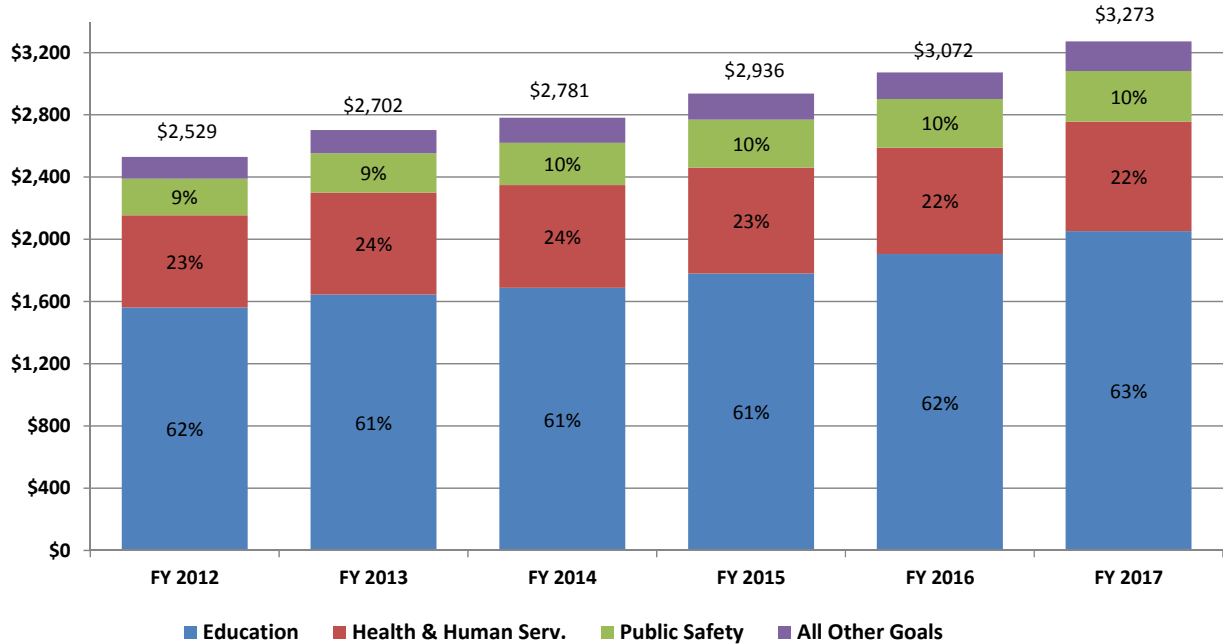
Department	FY 2012	FY 2013	FY 2014	FY 2015	FY 2016 Est.
Education:					
Public Schools	1,824,528,000	1,837,604,300	1,868,068,800	1,991,249,300	2,130,311,900
Agr. Research and Extension	27,815,400	29,164,100	29,630,200	31,527,700	34,455,800
Career Technical Educ.	56,231,400	58,034,000	57,897,300	63,033,700	67,537,200
College and Universities	418,651,800	447,987,600	454,283,900	487,957,900	670,633,900
Community Colleges	23,810,600	28,349,900	30,837,600	33,836,900	34,491,000
Educ., Office of State Board	3,652,400	4,934,700	5,401,100	4,610,400	7,143,400
Health Education Programs	10,517,500	10,566,000	11,047,500	11,421,400	13,300,800
Public Broadcasting	6,835,000	2,552,700	7,935,200	7,840,600	8,699,300
Special Programs	9,735,200	8,921,600	9,196,200	10,602,000	11,920,100
Super. of Public Instruction	29,922,100	34,307,200	28,941,600	28,774,500	33,839,000
Vocational Rehabilitation	19,028,400	21,090,200	23,122,700	22,834,600	25,443,700
Total Education	2,430,727,800	2,483,512,300	2,526,362,100	2,693,689,000	3,037,776,100
Health & Human Services:					
Catastrophic Health Care	38,137,700	31,061,400	28,388,400	20,824,600	17,549,000
Health and Welfare, Dept.	438,555,700	451,951,400	453,230,400	513,233,200	517,705,700
Medicaid	1,704,409,000	1,875,835,000	1,920,439,500	2,037,051,000	2,125,205,900
Public Health Districts	47,696,900	49,924,300	48,963,200	50,221,700	56,057,800
State Independent Living Council	528,300	978,600	715,900	801,800	609,100
Total Health & Hum. Serv.	2,229,327,600	2,409,750,700	2,451,737,400	2,622,132,300	2,717,127,500
Public Safety:					
Correction, Dept.	187,530,000	205,319,800	213,743,800	229,775,100	239,320,600
Judicial Branch	46,686,000	49,525,300	49,737,400	59,902,100	65,318,700
Juvenile Corrections, Dept.	42,660,300	45,124,400	46,118,900	47,099,300	52,558,500
Police, Idaho State	56,436,400	61,103,100	63,307,700	65,007,100	70,810,300
Total Public Safety	333,312,700	361,072,600	372,907,800	401,783,600	428,008,100
Natural Resources:					
Environmental Quality, Dept.	54,643,600	54,528,200	52,560,600	54,856,400	64,620,900
Fish and Game, Dept.	80,740,000	93,524,400	79,783,800	88,179,900	97,360,600
Lands, Dept.	46,015,300	55,169,300	64,139,300	65,970,100	51,665,300
Parks and Recreation, Dept.	30,898,000	33,578,400	30,346,200	32,350,100	43,025,500
Water Resources, Dept.	15,823,900	16,237,600	15,736,500	15,604,900	21,168,100
Total Natural Resources	228,120,800	253,037,900	242,566,400	256,961,400	277,840,400
Economic Development:					
Agriculture, Dept.	31,470,800	31,408,000	31,729,500	32,850,800	42,269,900
Commerce, Dept.	24,793,900	30,938,300	48,339,300	19,014,700	36,109,900
Finance, Dept.	5,914,000	6,277,200	6,674,100	6,728,900	7,750,000
Industrial Commission	12,841,200	14,631,700	14,013,000	14,357,000	16,046,200
Insurance, Dept.	6,883,300	7,141,000	6,749,400	6,891,300	9,028,500
Labor, Dept.	278,435,500	411,425,100	415,816,800	412,428,200	418,796,800
Public Utilities Commission	4,852,900	5,138,600	5,379,800	5,158,700	6,174,100
Self-Governing Agencies	65,036,400	71,849,200	64,090,600	66,395,300	76,220,100
Transportation Dept.	530,867,600	522,411,700	524,251,300	531,715,300	749,322,700
Total Econ. Development	961,095,600	1,101,220,800	1,117,043,800	1,095,540,200	1,361,718,200
General Government:					
Administration, Dept.	36,789,600	54,766,500	62,155,400	46,427,900	36,301,200
Capital Budget	22,903,700	24,621,300	53,072,400	33,781,800	80,530,600
Attorney General	16,842,200	18,556,000	19,538,100	20,385,500	22,796,000
Controller, State	13,519,700	12,081,700	14,665,900	14,093,600	17,452,300
Governor, Office	1,718,700	1,794,300	1,848,500	1,909,600	2,032,600
Governor, Executive Office	103,751,300	108,258,200	118,535,200	113,183,700	141,218,400
Legislative Branch	12,032,100	12,128,700	12,574,100	13,145,300	15,450,000
Lieutenant Governor	124,200	133,900	143,400	155,700	163,600
Revenue and Taxation, Dept.	35,262,600	36,118,200	41,698,400	37,907,200	39,659,000
Secretary of State	1,964,200	2,177,000	1,889,000	2,080,600	5,717,300
Treasurer, State	3,356,100	3,760,600	3,947,000	4,605,200	5,766,600
Total General Govt.	248,264,400	274,396,400	330,067,400	287,676,100	367,087,600
State Totals	6,430,848,900	6,882,990,700	7,040,684,900	7,357,782,600	8,189,557,900

Summary Tables and Graphs

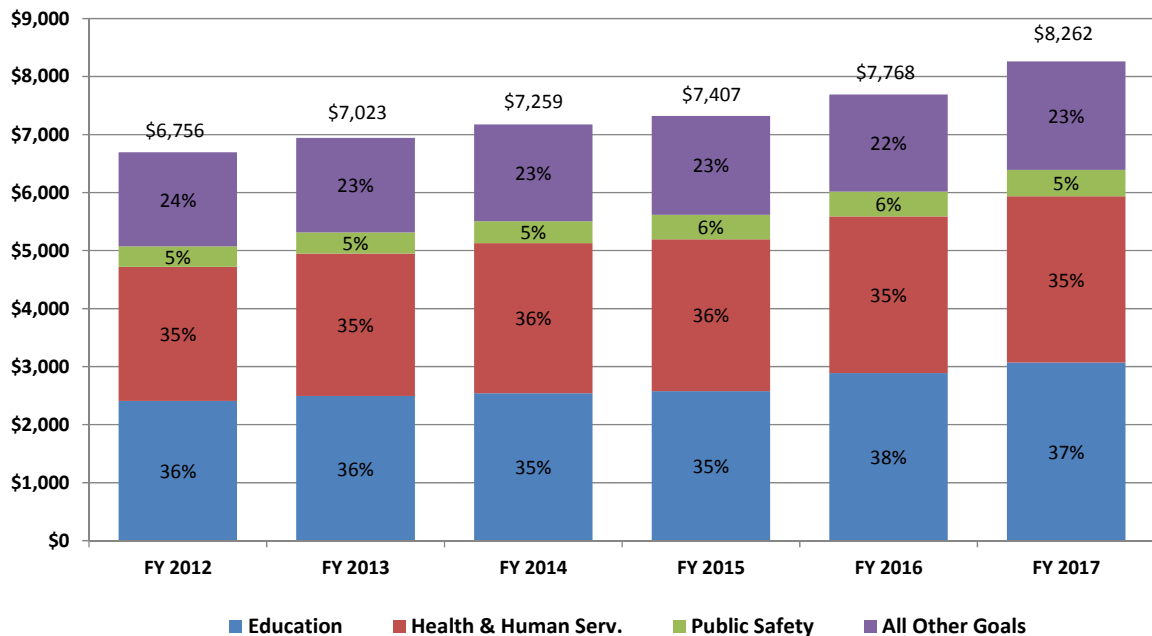
FY 2016/2017 GENERAL FUND ONGOING AND ONE-TIME DISTRIBUTION

Department	FY 2016 Original Appropriation			FY 2017 Appropriation		
	Ongoing	One-time	Total GF	Ongoing	One-time	Total GF
Education:						
Public Schools	1,472,710,800	3,073,200	1,475,784,000	1,582,034,600	2,634,800	1,584,669,400
Agr. Research and Extension	28,736,200	0	28,736,200	29,698,700	818,000	30,516,700
Career Technical Educ.	55,099,400	1,105,200	56,204,600	60,287,000	1,770,600	62,057,600
College and Universities	255,177,700	3,598,700	258,776,400	270,174,800	9,371,700	279,546,500
Community Colleges	33,948,700	12,300	33,961,000	36,916,000	3,000	36,919,000
Educ., Office of State Board	2,438,100	3,400	2,441,500	3,391,400	85,600	3,477,000
Health Education Programs	12,663,300	132,000	12,795,300	13,375,500	138,500	13,514,000
Public Broadcasting	1,990,000	324,000	2,314,000	2,155,900	866,200	3,022,100
Special Programs	9,787,200	49,500	9,836,700	15,260,200	169,900	15,430,100
Super. of Public Instruction	8,830,600	7,036,300	15,866,900	13,992,500	192,300	14,184,800
Vocational Rehabilitation	7,542,600	15,200	7,557,800	8,247,300	88,800	8,336,100
Total Education	1,888,924,600	15,349,800	1,904,274,400	2,035,533,900	16,139,400	2,051,673,300
Health & Human Services:						
Catastrophic Health Care	27,000,000	0	27,000,000	18,000,000	0	18,000,000
Health and Welfare, Dept.	146,018,500	777,100	146,795,600	153,677,800	3,814,700	157,492,500
Medicaid	501,747,100	937,800	502,684,900	519,321,200	286,000	519,607,200
Public Health Districts	8,719,200	0	8,719,200	9,044,600	244,900	9,289,500
State Independent Living Council	100,000	0	100,000	122,800	1,300	124,100
Total Health & Hum. Serv.	683,584,800	1,714,900	685,299,700	700,166,400	4,346,900	704,513,300
Public Safety:						
Correction, Dept.	204,195,400	3,386,000	207,581,400	209,193,700	6,035,800	215,229,500
Judicial Branch	36,859,500	2,884,100	39,743,600	42,415,900	0	42,415,900
Juvenile Corrections, Dept.	39,844,700	16,800	39,861,500	40,181,400	786,100	40,967,500
Police, Idaho State	22,034,500	3,563,300	25,597,800	24,159,700	3,192,800	27,352,500
Total Public Safety	302,934,100	9,850,200	312,784,300	315,950,700	10,014,700	325,965,400
Natural Resources:						
Environmental Quality, Dept.	16,153,800	295,800	16,449,600	17,181,400	726,600	17,908,000
Lands, Dept.	5,046,500	426,600	5,473,100	5,033,300	311,600	5,344,900
Parks and Recreation, Dept.	3,157,700	250,000	3,407,700	3,268,100	68,600	3,336,700
Water Resources, Dept.	11,573,000	588,700	12,161,700	17,571,700	958,700	18,530,400
Total Natural Resources	35,931,000	1,561,100	37,492,100	43,054,500	2,065,500	45,120,000
Economic Development:						
Agriculture, Dept.	10,590,600	49,300	10,639,900	10,837,100	338,700	11,175,800
Commerce, Dept.	5,543,700	25,000	5,568,700	5,637,900	75,900	5,713,800
Labor, Dept.	320,700	0	320,700	331,200	58,400	389,600
Self-Governing Agencies	9,964,600	261,700	10,226,300	16,231,200	442,100	16,673,300
Total Econ. Development	26,419,600	336,000	26,755,600	33,037,400	915,100	33,952,500
General Government:						
Administration, Dept.	7,723,700	0	7,723,700	7,602,500	63,200	7,665,700
Attorney General	21,041,400	276,800	21,318,200	21,906,200	793,700	22,699,900
Controller, State	6,886,200	73,500	6,959,700	7,019,900	504,500	7,524,400
Governor, Office	2,032,600	0	2,032,600	2,102,100	58,400	2,160,500
Governor, Executive Office	15,317,200	1,186,700	16,503,900	17,396,700	1,083,500	18,480,200
Legislative Branch	12,257,200	11,000	12,268,200	12,546,200	210,500	12,756,700
Lieutenant Governor	163,600	0	163,600	168,100	1,900	170,000
Revenue and Taxation, Dept.	31,923,400	786,500	32,709,900	34,591,700	1,136,200	35,727,900
Secretary of State	2,115,700	2,043,600	4,159,300	2,814,800	360,800	3,175,600
Treasurer, State	1,415,300	0	1,415,300	1,384,500	21,100	1,405,600
Total General Government	100,876,300	4,378,100	105,254,400	107,532,700	4,233,800	111,766,500
State Totals	3,038,670,400	33,190,100	3,071,860,500	3,235,275,600	37,715,400	3,272,991,000

General Fund Original Appropriations by State Goal (Millions)



Total Fund Original Appropriations by State Goal (Millions)



Summary Tables and Graphs

FY 2016 General Fund Comparative Summary

	Revised Exec. Budget	Legislative Appropriation	Difference
Revenues:			
Beginning balance	\$44,946,500	\$44,946,500	\$0
After Year-End Reversion	\$8,347,500	\$8,347,500	0
Reappropriation from FY 2015	\$19,997,600	\$19,997,600	0
FY 2016 revenue estimate	3,183,609,000	3,183,609,000	0
Legislation with a fiscal impact	<u>(17,202,000)</u>	<u>(17,254,000)</u>	<u>(52,000)</u>
FY 2016 Total Revenue	\$3,239,698,600	\$3,239,646,600	(\$52,000)
Transfers and Disbursements:			
Transfer to the Budget Stabilization Fund (Idaho Code 57-814)*	\$0	\$0	\$0
2015 Legislative Session Transfers	(48,870,000)	(48,870,000)	0
Transfer to Deficiency Warrants (HB 342)	(324,000)	(324,000)	0
Fire Deficiency Warrants (HB 532)	0	(60,000,000)	(60,000,000)
Transfer to ISP - Federal Fund (HB 403)	(16,400)	(16,400)	0
Transfer to Group Insurance Fund (SB 1419)	(13,140,000)	(13,140,000)	0
Transfer to Constitutional Defense Fund (SB 1421)	(2,000,000)	(2,000,000)	0
Transfer to the Legislative Legal Defense Fund (SB 1428)	<u>0</u>	<u>(8,000,000)</u>	<u>(8,000,000)</u>
Total Transfers and Disbursements	(\$64,350,400)	(\$132,350,400)	(\$68,000,000)
Total General Fund Available	\$3,175,348,200	\$3,107,296,200	(\$68,052,000)
Expenditures:			
FY 2016 original appropriations	\$3,071,860,500	\$3,071,860,500	\$0
Reappropriations	\$19,997,600	\$19,997,600	0
Supplementals	14,294,400	25,216,400	10,922,000
Recissions	(29,734,600)	(35,705,400)	(5,970,800)
Cash Transfers to Other Funds	(13,156,400)	(23,156,400)	(10,000,000)
Other Adjustments	<u>(1,372,800)</u>	<u>(1,372,800)</u>	<u>0</u>
Total Expenditures	\$3,061,888,700	\$3,056,839,900	(\$5,048,800)
Projected Ending Balance	\$113,459,500	\$50,456,300	(\$63,003,200)
Percentage Change from FY 2015 Total Expenditures	5.39%	5.21%	

FY 2016 General Fund Budget Summary

1. Legislation with a Fiscal Impact Include:
 - \$17,202,000 - tax conformity (HB 425)
 - \$52,000 Insurance Premium Tax – High Risk Pool (SB 1265)
2. 2015 Legislative Session Transfers:
 - \$400,000 to the Wolf Control Fund (SB 1160)
 - \$1,750,000 to the Opportunity Fund – Department of Commerce (SB 1166)
 - \$20,000,000 to ERRF - FY2017 27th Payroll (SB 1190)
 - \$27,000,000 to Department of Lands - Forest and Range Protection (SB 1190)
 - \$500,000 to the Department of Water Resources - Aquifer Recharge (SB 1190)
 - \$780,000 from the Consolidated Election Fund (SB 1178)
3. Transfers to deficiency warrants funds are
 - \$324,000 to the Department of Agriculture - Pest Control Fund (HB 342)
 - \$60,000,000 to the Department of Lands - Fire Deficiency Warrants (HB 532)
4. Transfers to Include:
 - \$16,400 to Idaho State Police - Federal Fund (HB 403)
 - \$13,140,000 to the Group Insurance Fund (SB 1419)
 - \$8,000,000 to the Legislative Legal Defense Fund (SB 1428)
 - \$2,000,000 to the Constitutional Defense Fund (SB 1421)

Summary Tables and Graphs

General Fund Summary by Department FY 2015 Actuals, FY 2016 Original Appropriation and Estimated Expenditure, FY 2017 Summary

Department	FY 2015 Actuals	FY 2016 Org. Approp.	Approp./ Expend. Adj.	FY 2016 Est. Exp.	FY 2017 Base	Ongoing & One-time Adj.	FY 2017 Approp.
Education:							
Public Schools	1,374,598,400	1,475,784,000	0	1,475,784,000	1,472,710,800	111,958,600	1,584,669,400
Agr. Research and Extension	26,453,700	28,736,200	0	28,736,200	28,736,200	1,780,500	30,516,700
Career Technical Educ.	53,097,600	56,204,600	0	56,204,600	55,099,400	6,958,200	62,057,600
College and Universities	251,222,700	258,776,400	0	258,776,400	255,177,700	24,368,800	279,546,500
Community Colleges	33,236,900	33,961,000	0	33,961,000	33,948,700	2,970,300	36,919,000
Educ., Office of State Board	2,275,500	2,441,500	0	2,441,500	2,438,100	1,038,900	3,477,000
Health Education Programs	11,200,400	12,795,300	0	12,795,300	12,663,300	850,700	13,514,000
Public Broadcasting	2,199,700	2,314,000	0	2,314,000	1,990,000	1,032,100	3,022,100
Special Programs	9,104,100	9,836,700	0	9,836,700	9,787,200	5,642,900	15,430,100
Super. of Public Instruction	10,731,600	15,866,900	(5,495,300)	10,371,600	8,830,600	5,354,200	14,184,800
Vocational Rehabilitation	7,492,500	7,557,800	0	7,557,800	7,542,600	793,500	8,336,100
Total Education	1,781,613,100	1,904,274,400	(5,495,300)	1,898,779,100	1,888,924,600	162,748,700	2,051,673,300
Health & Human Services:							
Catastrophic Health Care	18,024,600	27,000,000	(11,951,000)	15,049,000	22,000,000	(4,000,000)	18,000,000
Health and Welfare, Dept.	144,883,500	146,795,600	(37,000)	146,758,600	145,981,500	11,511,000	157,492,500
Medicaid	475,237,100	502,684,900	(1,048,500)	501,636,400	501,028,600	18,578,600	519,607,200
Public Health Districts	8,531,200	8,719,200	0	8,719,200	8,719,200	570,300	9,289,500
State Independent Living Council	98,600	100,000	0	100,000	100,000	24,100	124,100
Total Health & Hum. Serv.	646,775,000	685,299,700	(13,036,500)	672,263,200	677,829,300	26,684,000	704,513,300
Public Safety:							
Correction, Dept.	199,119,100	207,581,400	(1,883,400)	205,698,000	204,219,100	11,010,400	215,229,500
Judicial Branch	40,893,500	39,743,600	0	39,743,600	36,859,500	5,556,400	42,415,900
Juvenile Corrections, Dept.	37,721,400	39,861,500	49,200	39,910,700	39,893,900	1,073,600	40,967,500
Police, Idaho State	23,721,500	25,597,800	(16,400)	25,581,400	22,034,500	5,318,000	27,352,500
Total Public Safety	301,455,500	312,784,300	(1,850,600)	310,933,700	303,007,000	22,958,400	325,965,400
Natural Resources:							
Environmental Quality, Dept.	15,636,200	16,449,600	0	16,449,600	16,153,800	1,754,200	17,908,000
Lands, Dept.	5,268,400	5,473,100	189,500	5,662,600	5,147,800	197,100	5,344,900
Parks and Recreation, Dept.	1,791,400	3,407,700	1,678,400	5,086,100	3,157,700	179,000	3,336,700
Water Resources, Dept.	11,842,400	12,161,700	484,900	12,646,600	11,573,000	6,957,400	18,530,400
Total Natural Resources	34,538,400	37,492,100	2,352,800	39,844,900	36,032,300	9,087,700	45,120,000
Economic Development:							
Agriculture, Dept.	10,308,900	10,639,900	250,000	10,889,900	10,590,600	585,200	11,175,800
Commerce, Dept.	5,885,100	5,568,700	0	5,568,700	5,543,700	170,100	5,713,800
Labor, Dept.	313,500	320,700	0	320,700	320,700	68,900	389,600
Self-Governing Agencies	9,620,100	10,226,300	0	10,226,300	9,964,600	6,708,700	16,673,300
Total Econ. Development	26,127,600	26,755,600	250,000	27,005,600	26,419,600	7,532,900	33,952,500
General Government:							
Administration, Dept.	9,056,200	7,723,700	1,201,000	8,924,700	7,703,900	(38,200)	7,665,700
Attorney General	19,100,200	21,318,200	0	21,318,200	21,041,400	1,658,500	22,699,900
Controller, State	6,856,300	6,959,700	0	6,959,700	6,886,200	638,200	7,524,400
Governor, Office	1,909,600	2,032,600	0	2,032,600	2,032,600	126,800	2,159,400
Governor, Executive Office	14,406,000	16,503,900	0	16,503,900	15,317,200	3,164,100	18,481,300
Legislative Branch	11,739,400	12,268,200	0	12,268,200	12,257,200	499,500	12,756,700
Lieutenant Governor	155,700	163,600	0	163,600	163,600	6,400	170,000
Revenue and Taxation, Dept.	31,383,200	32,709,900	0	32,709,900	31,923,400	3,804,500	35,727,900
Secretary of State	2,080,600	4,159,300	1,558,000	5,717,300	2,115,700	1,059,900	3,175,600
Treasurer, State	1,379,200	1,415,300	0	1,415,300	1,355,100	50,500	1,405,600
Total General Government	98,066,400	105,254,400	2,759,000	108,013,400	100,796,300	10,970,200	111,766,500
State Totals	2,888,576,000	3,071,860,500	(15,020,600)	3,056,839,900	3,033,009,100	239,981,900	3,272,991,000

FY 2016 SUPPLEMENTALS

Department Name	Item	Revised Executive Budget			Appropriation		
		FTP	General	Total Fund	FTP	General	Total
Education							
Education, Dept. of	High school broadband teacher stipends (OT)	0.00	0	176,000	0.00	0	0
Total Education		0.00	0	176,000	0.00	0	0
Health and Human Services							
Health and Welfare - Self-Reliance	Federal fund spending authority	0.00	0	2,114,300	0.00	0	2,114,300
Health and Welfare - Medical Assistance	MMIS contract operations	0.00	155,200	1,281,600	0.00	0	0
Health and Welfare - Medical Assistance	Fund shift dedicated to federal	0.00	0	0	0.00	0	0
Health and Welfare - Basic Medicaid	Fund shift - CHIP funded at 100% federal	0.00	(7,605,000)	0	0.00	(7,605,000)	0
Health and Welfare - Enhanced Medicaid	KW lawsuit	0.00	5,104,000	17,600,000	0.00	5,104,000	17,600,000
Health and Welfare - Enhanced Medicaid	Reduction in Residential Rates	0.00	0	0	0.00	0	0
Health and Welfare - Coordinated Medicaid	Medicare Part B	0.00	1,415,500	4,067,300	0.00	1,415,500	4,067,300
Health and Welfare - Healthcare Policy	Increase federal spending authority SHIP (OT)	0.00	0	1,263,800	0.00	0	1,263,800
Health and Welfare - Indirect Support	Increase in federal spending authority (OT)	0.00	0	1,349,800	0.00	0	1,349,800
Health and Welfare - State Hospital South	Increase in spending authority	0.00	0	511,600	0.00	0	511,600
Health and Welfare - Domestic Violence	Increase federal spending authority and new staff	1.00	0	14,900	1.00	0	14,900
Total Health and Human Services		1.00	(930,300)	28,203,300	1.00	(1,085,500)	26,921,700
Public Safety							
Correction - Management Svcs.	Increase in ITA billing	0.00	23,700	23,700	0.00	23,700	23,700
Correction - Management Svcs.	Balla Legal Fees (OT)	0.00	332,400	332,400	0.00	250,000	250,000
Correction - Prisons PWCC	Religious activities contract increase	0.00	0	63,900	0.00	0	63,900
Correction - Prisons Administration	Justice Program Assessment Fund Transfer	0.00	205,000	205,000	0.00	205,000	468,700
Correction - Prisons	Close Unit 24	0.00	0	0	(11.00)	(667,800)	(667,800)
Correction - Prisons	Food Service Deliver	0.00	0	0	7.00	419,400	419,400
Correction - Community Supervision	Budget realignment	0.00	69,000	343,200	0.00	0	343,200
Correction - Community Supervision	Justice Program Assessment Fund Transfer	0.00	(205,000)	(205,000)	0.00	(205,000)	(205,000)
Correction - Community Supervision	Additional Staff/Probation and Parole	0.00	0	0	4.00	248,400	248,400
Correction - Community Work Centers	Emergency Repairs Idaho Falls Reentry Ctr. (OT)	0.00	0	34,000	0.00	0	34,000
Correction - Contract Services	Housing offenders out-of-state	0.00	(859,700)	(859,700)	0.00	(860,800)	(860,800)
Juvenile Corrections	Data line charges	0.00	49,200	49,200	0.00	49,200	49,200
Juvenile Corrections	Program transfer from Inst to COPS	0.00	0	0	0.00	0	0
Juvenile Corrections	Object transfer SUDS TB to OE and PC (GF)	0.00	0	0	0.00	0	0
Idaho State Police	Idle Pool Loss	0.00	16,400	16,400	0.00	16,400	16,400
Total Public Safety		0.00	(369,000)	3,100	0.00	(521,500)	183,300
Natural Resources							
Fish and Game - Fisheries	Increase federal spending authority for fisheries	0.00	0	1,238,700	0.00	0	1,238,700
Fish and Game - Wildlife	Increase federal spending authority/elk mgmt.	0.00	0	400,000	0.00	0	400,000
Lands - Forest and Range Fire Protection	Fire pre-suppression costs	3.33	189,500	379,000	3.33	189,500	379,000
Water Resources	Renovation costs	0.00	484,900	484,900	0.00	484,900	484,900
Total Natural Resources		3.33	674,400	2,502,600	3.33	674,400	2,502,600
Economic Development							
Agriculture, Dept. of	MeBr Uptake in Eastern Idaho Crops (OT)	0.00	250,000	250,000	0.00	250,000	250,000
Agriculture, Dept. of	Increase spending authority in FF&V Program	0.00	0	1,699,200	0.00	0	1,699,200
Agriculture, Dept. of	Increase spending authority in Organics Program	1.00	0	65,300	1.00	0	65,300
Agriculture, Dept. of	Program transfer from Plants to Marketing	0.00	0	0	0.00	0	0
Agriculture, Dept. of	Object transfer OE to PC - Janitorial services	0.00	0	0	0.00	0	0
Agriculture, Dept. of	Invasive Species Inspections	0.00	0	0	0.00	0	300,000
Labor - UI Administration	Unemployment Insurance Fraud	0.00	0	145,900	0.00	0	255,000
Labor - Employment Svcs	Correction from being moved on budget	0.00	0	262,400	0.00	0	262,400
Labor - Employment Svcs	Contract for services State Board of Educ. (OT)	0.00	0	1,290,700	0.00	0	1,290,700
Transportation - Administration	GARVEE closeout - Legislative intent	0.00	0	1,470,800	0.00	0	1,470,800
Transportation - Highway	Federal transportation bill	0.00	0	894,400	0.00	0	894,400
Transportation - Highway	Idle Pool Loss	0.00	0	0	0.00	0	32,900
Transportation - Contract Construction	Increase federal spending authority	0.00	0	40,000,000	0.00	0	40,000,000
Transportation - Contract Construction	Increase dedicated spending authority	0.00	0	104,586,700	0.00	0	104,586,700
Transportation - Contract Construction	Federal transportation bill	0.00	0	14,944,600	0.00	0	14,944,600
Self-Gov. - Dentistry	Licensing System (OT)	0.00	0	80,000	0.00	0	80,000
Self-Gov. - Pharmacy	IT Systems Integration Analyst	1.00	0	21,100	1.00	0	21,100
Self-Gov. - Building Safety	Conduct security assessments for 150 schools	0.00	0	300,000	0.00	0	300,000
Self-Gov. - Veterans Services	State Treasurer Idle Pool loss interest	0.00	0	0	0.00	0	1,500
Total Economic Development		2.00	250,000	166,011,100	2.00	250,000	166,454,600

Summary Tables and Graphs

FY 2016 SUPPLEMENTALS (CONTINUED)

Department Name	Item	Revised Executive Budget			Appropriation		
		FTP	General	Total Fund	FTP	General	Total
General Government							
Administration, Dept. of	Outside legal fees	0.00	229,300	229,300	0.00	229,300	229,300
Administration, Dept. of	Title IID Grant	0.00	0	176,000	0.00	0	176,000
Administration, Dept. of	Return Albertson Foundation Grant (OT)	0.00	0	461,800	0.00	0	461,800
Administration, Dept. of	Attorney Fees and Court Costs	0.00	0	0	0.00	971,700	971,700
Administration, Dept. of	Group Insurance	0.00	13,140,000	13,140,000	0.00	13,140,000	13,140,000
Capital Budget	Supplemental for three capital projects	0.00	0	0	0.00	0	2,897,000
Exec. Off. of Gov. - Blind Comm.	Increase dedicated spending authority (OT)	0.00	0	42,400	0.00	0	42,400
Exec. Off. of Gov. - Blind Comm.	Increase federal spending authority	0.00	0	50,000	0.00	0	50,000
Exec. Off. of Gov. - Military Division	Federal Spending Authority (OT)	0.00	0	0	0.00	0	3,500,000
Legislative Branch	Legal Defense Fund Transfer (OT)	0.00	0	0	0.00	8,000,000	8,000,000
Legislative Branch	Constitutional Defense Fund Transfer (OT)	0.00	0	0	0.00	2,000,000	2,000,000
Secretary of State	On-line Voter Registration (OT)	0.00	0	0	0.00	258,000	258,000
Secretary of State	Voter registration system	0.00	1,300,000	1,300,000	0.00	1,300,000	1,300,000
Total General Government		0.00	14,669,300	15,399,500	0.00	25,899,000	33,026,200
State Totals		6.33	14,294,400	212,295,600	6.33	25,216,400	229,088,400

FY 2017 General Fund Comparative Summary

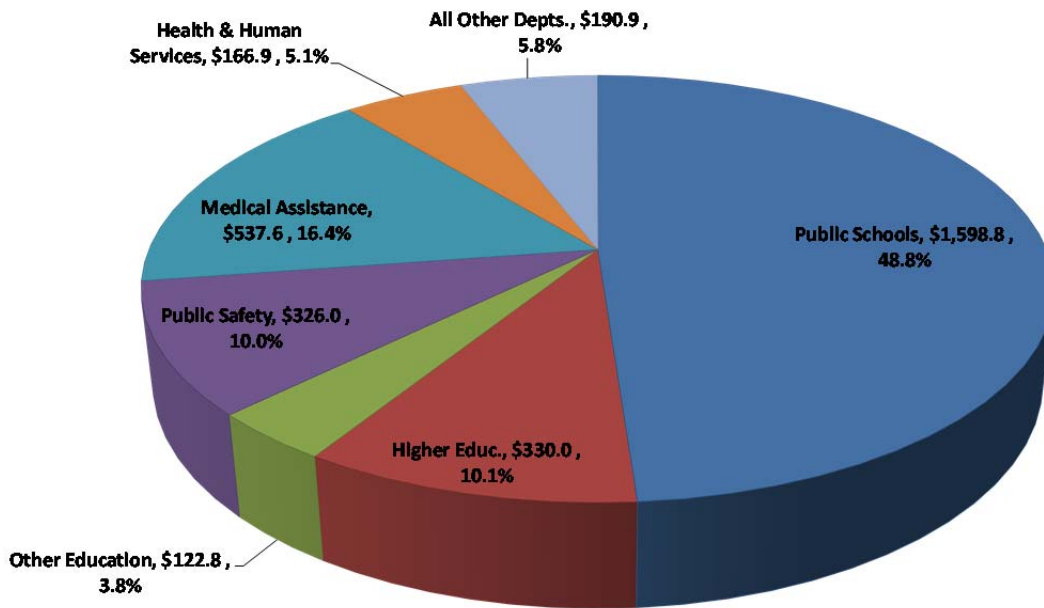
	Revised	Legislative	
Revenues:	Exec. Budget	Appropriation	Difference
Beginning balance	\$113,459,500	\$50,456,300	(\$63,003,200)
FY 2017 revenue estimate	3,340,372,000	3,340,372,000	0
Tax Conformity (HB 425)	(28,669,000)	(28,669,000)	0
Cigarette and Tobacco Tax	(21,165,900)	0	21,165,900
STEM (HB 357)	(25,000)	(25,000)	0
Hand Tool Exemption (HB 347)	(81,100)	(81,100)	0
Vessel Sale to Non-Resident (HB 348)	20,300	20,300	0
Sales and Use Tax Aircraft (HB 361)	0	(1,700,000)	(1,700,000)
Court Fees/Surcharge (HB 461)	0	2,898,500	2,898,500
Product Exemption Farm Equipment (HB 386)	0	(125,000)	(125,000)
Alcohol, Age Infractions (HB 494a)	0	(19,500)	(19,500)
Sales/use tax, aircraft, wildfire (HB 540)	0	(88,500)	(88,500)
Insurance Prem. Tax/High Risk Pool (SB 1265)	0	0	0
FY 2017 Total Revenue	\$3,403,910,800	\$3,363,039,000	(\$40,871,800)
Transfers and Disbursements:			
Transfer to the Budget Stabilization Fund (Idaho Code 57-814)*	\$0	\$0	\$0
2017 Legislative Session Transfers	(87,400,000)	(44,700,400)	42,699,600
Total Transfers and Disbursements	(87,400,000)	(44,700,400)	\$42,699,600
Total General Fund Available	\$3,316,510,800	\$3,318,338,600	\$1,827,800
Expenditures:			
FY 2017 original appropriations	\$3,301,193,600	\$3,272,991,000	(\$28,202,600)
Total Expenditures	\$3,301,193,600	\$3,272,991,000	(\$28,202,600)
Projected Ending Balance	\$15,317,200	\$45,347,600	\$30,030,400
Percentage Change from FY 2016 Org. Appropriation	7.47%	6.55%	

FY 2017 General Fund Budget Summary

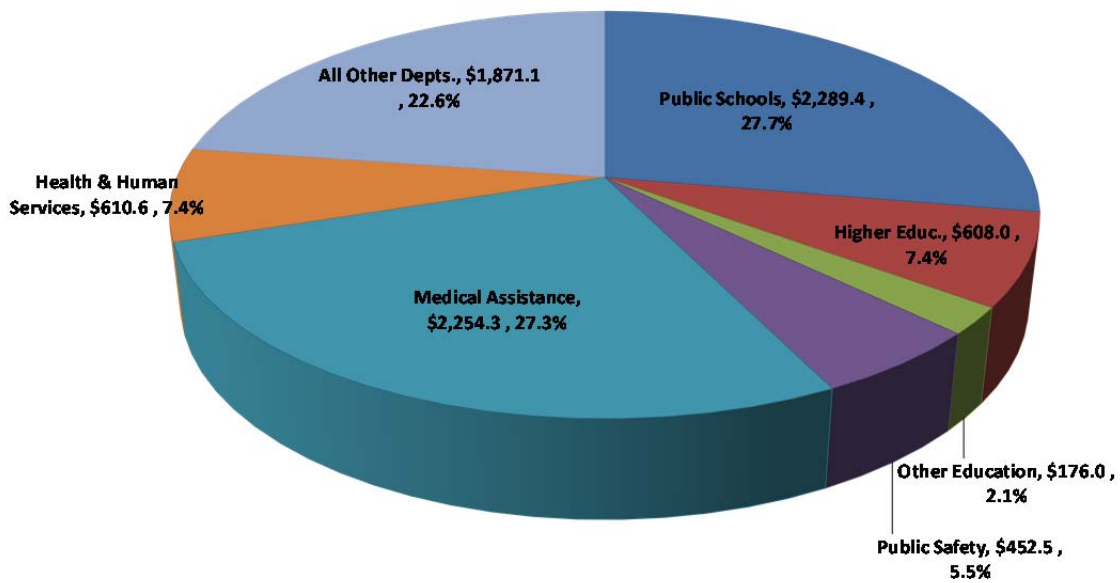
1. Transfers to Include:

- \$400,000 to the Wolf Control Fund (SB 1414)
- \$2,000,000 to STEM Action Center (SB 1429)
- \$5,000,000 to the Higher Education Stabilization Fund – Eastern Idaho Community College (SB 1429)
- \$34,500,000 to the Department of Lands – Fire Suppression Costs (HB 636)
- \$100,400 to the Department of Water Resources – Priest Lake Subaccount (SB 1402)
- \$2,700,000 to the Superintendent of Public Instruction – Broadband Grant (SB 1429)

FY 2017 General Fund Appropriation
Dollars in Millions (Percent of Appropriation)



FY 2017 Total Fund Appropriation
Dollars in Millions (Percent of Appropriation)



Summary Tables and Graphs

Components of FY 2017 General Fund Appropriation by Department

Department	FY 2017 Base	Personnel Benefits	OE/TBP Inflation	Replacement Cap. Outlay	Interagency Nonstand. Adj.	Annuali- zations
Education:						
Public Schools	1,472,710,800	141,300	0	164,600	0	0
Agr. Research and Extension	28,736,200	305,200	0	0	0	0
Career Technical Educ.	55,099,400	576,000	0	229,700	25,200	0
College and Universities	255,177,700	2,722,800	0	839,300	1,185,700	0
Community Colleges	33,948,700	403,800	0	0	0	0
Educ., Office of State Board	2,438,100	19,900	14,000	17,900	17,800	0
Health Education Programs	12,663,300	23,900	84,200	58,400	0	0
Public Broadcasting	1,990,000	63,300	3,000	835,800	600	0
Special Programs	9,787,200	39,900	0	32,900	0	0
Super. of Public Instruction	8,830,600	58,500	0	0	45,800	1,000
Vocational Rehabilitation	7,542,600	35,000	0	14,400	2,100	0
Total Education	1,888,924,600	4,389,600	101,200	2,193,000	1,277,200	1,000
Health & Human Services:						
Catastrophic Health Care	22,000,000	0	0	0	(1,600)	0
Health and Welfare, Dept.	145,981,500	1,190,200	140,900	45,000	103,700	46,000
Medicaid	501,028,600	85,100	24,200	0	2,300	(888,900)
Public Health Districts	8,719,200	126,200	0	0	12,300	0
State Independent Living Council	100,000	600	0	0	0	0
Total Health & Hum. Serv.	677,829,300	1,402,100	165,100	45,000	116,700	(842,900)
Public Safety:						
Correction, Dept.	204,219,100	2,074,800	252,500	2,443,200	518,800	0
Judicial Branch	36,859,500	258,000	0	0	100	73,800
Juvenile Corrections, Dept.	39,893,900	457,900	105,000	0	(50,400)	0
Police, Idaho State	22,034,500	253,000	0	2,414,900	40,600	0
Total Public Safety	303,007,000	3,043,700	357,500	4,858,100	509,100	73,800
Natural Resources:						
Environmental Quality, Dept.	16,153,800	196,500	26,700	264,400	(4,700)	0
Lands, Dept.	5,147,800	54,500	0	103,400	3,200	270,400
Parks and Recreation, Dept.	3,157,700	39,400	0	0	21,800	0
Water Resources, Dept.	11,573,000	109,800	43,700	405,400	(46,600)	0
Total Natural Resources	36,032,300	400,200	70,400	773,200	(26,300)	270,400
Economic Development:						
Agriculture, Dept.	10,590,600	85,400	0	47,200	200	0
Commerce, Dept.	5,543,700	27,900	0	0	6,600	0
Labor, Dept.	320,700	4,200	0	0	0	0
Self-Governing Agencies	9,964,600	95,100	20,800	113,200	5,600	0
Total Econ. Development	26,419,600	212,600	20,800	160,400	12,400	0
General Government:						
Administration, Dept.	7,703,900	25,600	0	0	9,000	0
Attorney General	21,041,400	203,500	0	124,200	5,400	0
Controller, State	6,886,200	45,600	0	42,300	900	1,000
Governor, Office	2,032,600	22,700	0	0	1,700	0
Governor, Executive Office	15,317,200	108,700	0	212,500	35,300	1,100
Legislative Branch	12,257,200	57,600	700	34,800	800	0
Lieutenant Governor	163,600	2,100	0	0	100	400
Revenue and Taxation, Dept.	31,923,400	384,900	50,300	329,300	(113,200)	0
Secretary of State	2,115,700	27,000	0	0	500	1,000
Treasurer, State	1,355,100	9,100	0	0	(300)	1,000
Total General Government	100,796,300	886,800	51,000	743,100	(59,800)	4,500
State Totals	3,033,009,100	10,335,000	766,000	8,772,800	1,829,300	(493,200)

Components of FY 2017 General Fund Appropriation by Department

Department	Employee Compensation	Nondiscretionary Adjustments	Other Adjustments	Line Items	FY 2017 Total Appropriation
Education:					
Public Schools	6,552,900	51,021,300	(2,966,000)	57,044,500	1,584,669,400
Agr. Research and Extension	1,448,000	0	0	27,300	30,516,700
Career Technical Educ.	1,578,100	231,900	0	4,317,300	62,057,600
College and Universities	13,240,000	(1,498,400)	0	7,879,400	279,546,500
Community Colleges	663,600	(1,929,000)	0	3,831,900	36,919,000
Educ., Office of State Board	115,000	0	0	854,300	3,477,000
Health Education Programs	140,700	0	0	543,500	13,514,000
Public Broadcasting	129,400	0	0	0	3,022,100
Special Programs	177,000	0	0	5,393,100	15,430,100
Super. of Public Instruction	283,100	0	0	4,965,800	14,184,800
Vocational Rehabilitation	131,400	0	0	610,600	8,336,100
Total Education	24,459,200	47,825,800	(2,966,000)	85,467,700	2,051,673,300
Health & Human Services:					
Catastrophic Health Care	0	0	0	(3,998,400)	18,000,000
Health and Welfare, Dept.	4,345,600	308,900	(296,700)	5,627,400	157,492,500
Medicaid	328,800	15,519,100	0	3,508,000	519,607,200
Public Health Districts	431,800	0	0	0	9,289,500
State Independent Living Council	2,500	0	0	21,000	124,100
Total Health & Hum. Serv.	5,108,700	15,828,000	(296,700)	5,158,000	704,513,300
Public Safety:					
Correction, Dept.	6,176,500	0	0	(455,400)	215,229,500
Judicial Branch	227,500	0	0	4,997,000	42,415,900
Juvenile Corrections, Dept.	1,373,300	0	0	(812,200)	40,967,500
Police, Idaho State	1,062,300	0	0	1,547,200	27,352,500
Total Public Safety	8,839,600	0	0	5,276,600	325,965,400
Natural Resources:					
Environmental Quality, Dept.	807,100	0	0	464,200	17,908,000
Lands, Dept.	197,200	0	0	(431,600)	5,344,900
Parks and Recreation, Dept.	117,800	0	0	0	3,336,700
Water Resources, Dept.	451,100	0	0	5,994,000	18,530,400
Total Natural Resources	1,573,200	0	0	6,026,600	45,120,000
Economic Development:					
Agriculture, Dept.	334,100	0	0	118,300	11,175,800
Commerce, Dept.	135,600	0	0	0	5,713,800
Labor, Dept.	14,700	0	0	50,000	389,600
Self-Governing Agencies	389,400	0	0	6,084,600	16,673,300
Total Econ. Development	873,800	0	0	6,252,900	33,952,500
General Government:					
Administration, Dept.	102,200	0	0	(175,000)	7,665,700
Attorney General	1,118,000	0	0	207,400	22,699,900
Controller, State	198,400	0	0	350,000	7,524,400
Governor, Office	102,400	0	0	0	2,159,400
Governor, Executive Office	484,300	0	0	2,322,200	18,481,300
Legislative Branch	311,600	0	0	94,000	12,756,700
Lieutenant Governor	3,800	0	0	0	170,000
Revenue and Taxation, Dept.	1,396,700	0	0	1,756,500	35,727,900
Secretary of State	97,700	0	0	933,700	3,175,600
Treasurer, State	40,700	0	0	0	1,405,600
Total General Government	3,855,800	0	0	5,488,800	111,766,500
State Totals	44,710,300	63,653,800	(3,262,700)	113,670,600	3,272,991,000

Summary Tables and Graphs

DEPARTMENT FY 2017 EXECUTIVE BUDGET TO APPROPRIATION LINE ITEM COMPARISON

Department	Positions			General Fund			Total Funds		
	EB	App.	Diff.	Exec. Budget	Approp.	Difference	Exec. Budget	Approp.	Difference
Education:									
Public Schools	0.00	0.00	0.00	67,967,000	57,044,500	(10,922,500)	66,967,000	55,648,000	(11,319,000)
Agr. Research and Extension	0.19	0.19	0.00	27,300	27,300	0	27,300	27,300	0
Career Technical Educ.	40.00	40.00	0.00	4,317,300	4,317,300	0	4,317,300	4,317,300	0
College and Universities	0.00	54.15	54.15	9,878,500	7,879,400	(1,999,100)	9,878,500	9,565,500	(313,000)
Community Colleges	0.00	0.00	0.00	4,112,300	3,831,900	(280,400)	4,112,300	3,831,900	(280,400)
Educ., Office of State Board	3.00	3.00	0.00	254,300	854,300	600,000	5,254,300	6,604,300	1,350,000
Health Education Programs	1.00	1.00	0.00	543,500	543,500	0	543,500	543,500	0
Public Broadcasting	4.48	4.48	0.00	0	0	0	0	0	0
Special Programs	2.00	4.00	2.00	10,310,300	5,393,100	(4,917,200)	10,310,300	6,393,100	(3,917,200)
Super. of Public Instruction	5.00	5.00	0.00	3,774,300	4,965,800	1,191,500	3,774,300	7,762,300	3,988,000
Vocational Rehabilitation	0.00	0.00	0.00	610,600	610,600	0	610,600	610,600	0
Total Education	55.67	111.82	56.15	101,795,400	85,467,700	(16,327,700)	106,795,400	96,303,800	(10,491,600)
Health & Human Services:									
Catastrophic Health Care	0.00	0.00	0.00	0	(3,998,400)	(3,998,400)	0	(3,998,400)	(3,998,400)
Health and Welfare, Dept.	33.65	28.65	(5.00)	11,529,400	5,627,400	(5,902,000)	77,039,000	29,216,000	(47,823,000)
Medicaid	0.00	0.00	0.00	0	3,508,000	3,508,000	0	30,130,900	30,130,900
Public Health Districts	0.00	0.00	0.00	0	0	0	975,000	750,000	(225,000)
State Independent Living Council	0.00	0.00	0.00	21,000	21,000	0	21,000	21,000	0
Total Health & Hum. Serv.	33.65	28.65	(5.00)	11,550,400	5,158,000	(6,392,400)	78,035,000	56,119,500	(21,915,500)
Public Safety:									
Correction, Dept.	0.00	0.00	0.00	6,136,600	(455,400)	(6,592,000)	9,022,600	5,536,700	(3,485,900)
Judicial Branch	2.00	2.00	0.00	4,489,700	4,997,000	507,300	4,489,700	4,242,000	(247,700)
Juvenile Corrections, Dept.	2.00	2.00	0.00	73,700	(812,200)	(885,900)	1,168,400	282,500	(885,900)
Police, Idaho State	9.00	12.00	3.00	2,184,700	1,547,200	(637,500)	4,707,000	4,929,300	222,300
Total Public Safety	13.00	16.00	3.00	12,884,700	5,276,600	(7,608,100)	19,387,700	14,990,500	(4,397,200)
Natural Resources:									
Environmental Quality, Dept.	4.00	4.00	0.00	624,200	464,200	(160,000)	464,200	464,200	0
Fish and Game, Dept.	0.00	0.00	0.00	0	0	0	8,379,900	8,079,900	(300,000)
Lands, Dept.	6.99	6.99	0.00	(314,700)	(431,600)	(116,900)	9,194,900	9,218,000	23,100
Parks and Recreation, Dept.	1.00	0.00	(1.00)	0	0	0	4,364,700	4,364,700	0
Water Resources, Dept.	4.00	4.00	0.00	5,994,000	5,994,000	0	5,930,900	8,430,900	2,500,000
Total Natural Resources	15.99	14.99	(1.00)	6,303,500	6,026,600	(276,900)	28,334,600	30,557,700	2,223,100
Economic Development:									
Agriculture, Dept.	3.00	3.00	0.00	114,300	118,300	4,000	249,300	1,053,300	804,000
Commerce, Dept.	0.00	0.00	0.00	0	0	0	29,600	29,600	0
Finance, Dept.	0.00	0.00	0.00	0	0	0	0	0	0
Industrial Commission	0.00	0.00	0.00	0	0	0	25,600	25,600	0
Insurance, Dept.	0.00	0.00	0.00	0	0	0	67,200	67,200	0
Labor, Dept.	0.00	0.00	0.00	50,000	50,000	0	9,146,700	8,891,700	(255,000)
Public Utilities Commission	0.00	0.00	0.00	0	0	0	10,700	10,700	0
Self-Governing Agencies	18.00	22.50	4.50	4,421,800	6,084,600	1,662,800	10,710,600	16,891,700	6,181,100
Transportation Dept.	0.00	0.00	0.00	0	0	0	30,915,900	37,159,700	6,243,800
Total Econ. Development	21.00	25.50	4.50	4,586,100	6,252,900	1,666,800	51,155,600	64,129,500	12,973,900
General Government:									
Administration, Dept.	(1.00)	(1.00)	0.00	0	(175,000)	(175,000)	(7,200)	(7,200)	0
Capital Budget	0.00	0.00	0.00	0	0	0	10,868,100	7,971,100	(2,897,000)
Attorney General	1.00	3.00	2.00	207,400	207,400	0	218,800	218,800	0
Controller, State	0.00	0.00	0.00	350,000	350,000	0	350,000	350,000	0
Governor, Office	0.00	0.00	0.00	0	0	0	0	0	0
Governor, Executive Office	15.63	5.63	(10.00)	2,919,500	2,322,200	(597,300)	6,094,000	6,652,500	558,500
Legislative Branch	0.00	0.00	0.00	0	94,000	94,000	0	94,000	94,000
Lieutenant Governor	0.00	0.00	0.00	0	0	0	0	0	0
Revenue and Taxation, Dept.	4.00	4.00	0.00	883,700	1,756,500	872,800	1,055,200	2,082,700	1,027,500
Secretary of State	0.00	0.00	0.00	933,700	933,700	0	933,700	933,700	0
Treasurer, State	0.00	0.00	0.00	0	0	0	3,444,900	2,152,600	(1,292,300)
Total General Government	19.63	11.63	(8.00)	5,294,300	5,488,800	194,500	22,957,500	20,448,200	(2,509,300)
State Totals	158.94	208.59	49.65	142,414,400	113,670,600	(28,743,800)	306,665,800	282,549,200	(24,116,600)

DEPARTMENT GENERAL FUND REVISED EXECUTIVE BUDGET - APPROPRIATION COMPARISON

Department	FY16 App.	FY17 Exec. Bud.	Amt. Change	% Chng	FY17 Approp.	Amt. Change	% Chng
Education:							
Public Schools	1,475,784,000	1,596,325,100	120,541,100	8.2%	1,584,669,400	108,885,400	7.4%
Agr. Research and Extension	28,736,200	30,516,700	1,780,500	6.2%	30,516,700	1,780,500	6.2%
Career Technical Educ.	56,204,600	62,057,600	5,853,000	10.4%	62,057,600	5,853,000	10.4%
College and Universities	258,776,400	281,545,600	22,769,200	8.8%	279,546,500	20,770,100	8.0%
Community Colleges	33,961,000	37,221,300	3,260,300	9.6%	36,919,000	2,958,000	8.7%
Educ., Office of State Board	2,441,500	2,877,000	435,500	17.8%	3,477,000	1,035,500	42.4%
Health Education Programs	12,795,300	13,514,000	718,700	5.6%	13,514,000	718,700	5.6%
Public Broadcasting	2,314,000	3,026,100	712,100	30.8%	3,022,100	708,100	30.6%
Special Programs	9,836,700	20,347,300	10,510,600	106.9%	15,430,100	5,593,400	56.9%
Super. of Public Instruction	15,866,900	12,993,300	(2,873,600)	-18.1%	14,184,800	(1,682,100)	-10.6%
Vocational Rehabilitation	7,557,800	8,336,100	778,300	10.3%	8,336,100	778,300	10.3%
Total Education	1,904,274,400	2,068,760,100	164,485,700	8.6%	2,051,673,300	147,398,900	7.7%
Health & Human Services:							
Catastrophic Health Care	27,000,000	18,998,400	(8,001,600)	-29.6%	18,000,000	(9,000,000)	-33.3%
Health and Welfare, Dept.	146,795,600	160,965,300	14,169,700	9.7%	157,492,500	10,696,900	7.3%
Medicaid	502,684,900	520,652,300	17,967,400	3.6%	519,607,200	16,922,300	3.4%
Public Health Districts	8,719,200	9,289,500	570,300	6.5%	9,289,500	570,300	6.5%
State Independent Living Council	100,000	124,100	24,100	24.1%	124,100	24,100	24.1%
Total Health & Hum. Serv.	685,299,700	710,029,600	24,729,900	3.6%	704,513,300	19,213,600	2.8%
Public Safety:							
Correction, Dept.	207,581,400	221,030,800	13,449,400	6.5%	215,229,500	7,648,100	3.7%
Judicial Branch	39,743,600	41,908,600	2,165,000	5.4%	42,415,900	2,672,300	6.7%
Juvenile Corrections, Dept.	39,861,500	41,867,500	2,006,000	5.0%	40,967,500	1,106,000	2.8%
Police, Idaho State	25,597,800	27,990,000	2,392,200	9.3%	27,352,500	1,754,700	6.9%
Total Public Safety	312,784,300	332,796,900	20,012,600	6.4%	325,965,400	13,181,100	4.2%
Natural Resources:							
Environmental Quality, Dept.	16,449,600	18,114,500	1,664,900	10.1%	17,908,000	1,458,400	8.9%
Lands, Dept.	5,473,100	5,461,800	(11,300)	-0.2%	5,344,900	(128,200)	-2.3%
Parks and Recreation, Dept.	3,407,700	3,336,700	(71,000)	-2.1%	3,336,700	(71,000)	-2.1%
Water Resources, Dept.	12,161,700	18,547,200	6,385,500	52.5%	18,530,400	6,368,700	52.4%
Total Natural Resources	37,492,100	45,460,200	7,968,100	21.3%	45,120,000	7,627,900	20.3%
Economic Development:							
Agriculture, Dept.	10,639,900	11,171,800	531,900	5.0%	11,175,800	535,900	5.0%
Commerce, Dept.	5,568,700	5,713,800	145,100	2.6%	5,713,800	145,100	2.6%
Labor, Dept.	320,700	389,600	68,900	21.5%	389,600	68,900	21.5%
Self-Governing Agencies	10,226,300	15,256,600	5,030,300	49.2%	16,673,300	6,447,000	63.0%
Total Econ. Development	26,755,600	32,531,800	5,776,200	21.6%	33,952,500	7,196,900	26.9%
General Government:							
Administration, Dept.	7,723,700	7,840,700	117,000	1.5%	7,665,700	(\$58,000)	-0.8%
Attorney General	21,318,200	22,699,900	1,381,700	6.5%	22,699,900	1,381,700	6.5%
Controller, State	6,959,700	7,524,400	564,700	8.1%	7,524,400	564,700	8.1%
Governor, Office	2,032,600	2,160,500	127,900	6.3%	2,160,500	127,900	6.3%
Governor, Executive Office	16,503,900	19,077,500	2,573,600	15.6%	18,480,200	1,976,300	12.0%
Legislative Branch	12,268,200	12,662,700	394,500	3.2%	12,756,700	488,500	4.0%
Lieutenant Governor	163,600	170,000	6,400	3.9%	170,000	6,400	3.9%
Revenue and Taxation, Dept.	32,709,900	34,898,100	2,188,200	6.7%	35,727,900	3,018,000	9.2%
Secretary of State	4,159,300	3,175,600	(983,700)	-23.7%	3,175,600	(983,700)	-23.7%
Treasurer, State	1,415,300	1,405,600	(9,700)	-0.7%	1,405,600	(9,700)	-0.7%
Total General Government	105,254,400	111,615,000	6,360,600	6.0%	111,766,500	6,512,100	6.2%
State Totals	3,071,860,500	3,301,193,600	229,333,100	7.5%	3,272,991,000	201,130,500	6.5%

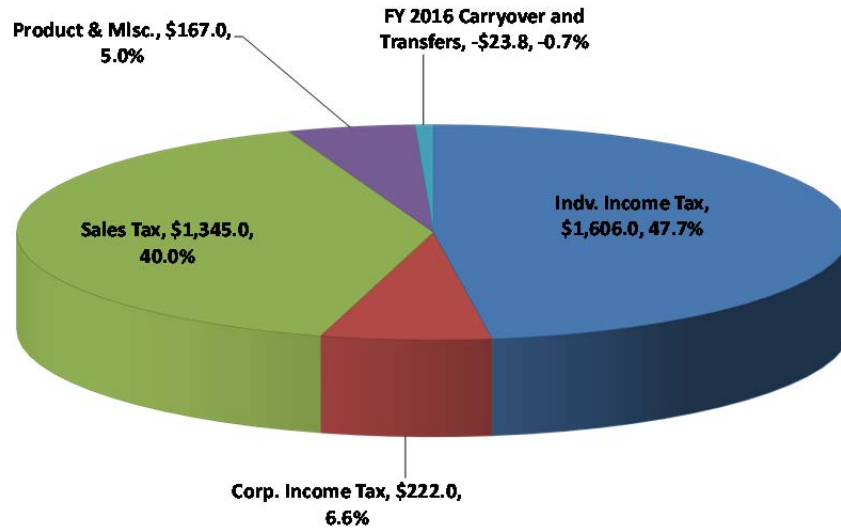
Summary Tables and Graphs

DEPARTMENT TOTAL FUND REVISED EXECUTIVE BUDGET - APPROPRIATION COMPARISON

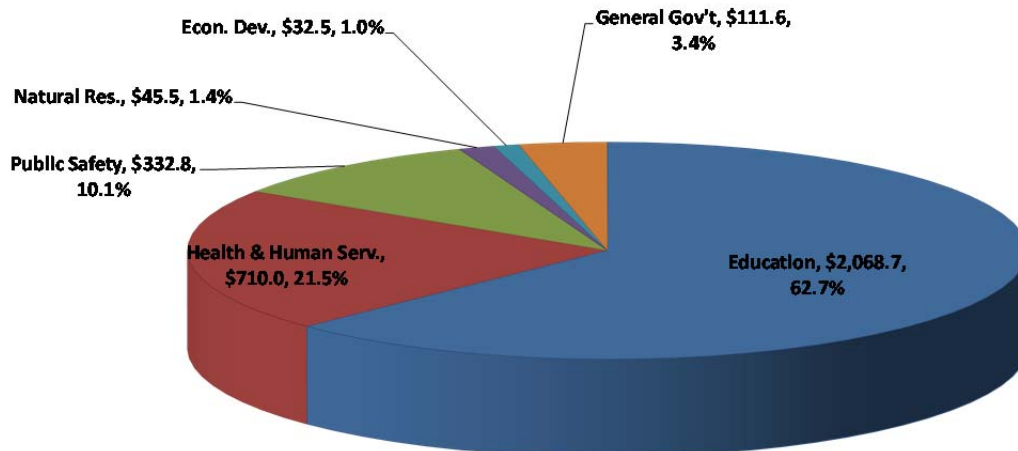
Department	FY16 Approp.	FY17 Exec. Bud	Amt. Change	% Chng	FY17 Approp.	Amt. Change	% Chng
Education:							
Public Schools	2,130,311,900	2,260,556,300	130,244,400	6.1%	2,248,504,100	118,192,200	5.5%
Agr. Research and Extension	34,457,400	36,236,300	1,778,900	5.2%	36,236,300	1,778,900	5.2%
Career Technical Educ.	66,928,800	71,849,200	4,920,400	7.4%	71,849,200	4,920,400	7.4%
College and Universities	520,594,500	556,974,900	36,380,400	7.0%	556,661,900	36,067,400	6.9%
Community Colleges	34,561,000	37,821,300	3,260,300	9.4%	37,519,000	2,958,000	8.6%
Educ., Office of State Board	5,857,500	11,331,000	5,473,500	93.4%	12,681,000	6,823,500	116.5%
Health Education Programs	13,098,800	13,831,200	732,400	5.6%	13,831,200	732,400	5.6%
Public Broadcasting	8,699,300	9,298,600	599,300	6.9%	9,294,600	595,300	6.8%
Special Programs	11,920,100	22,071,700	10,151,600	85.2%	18,154,500	6,234,400	52.3%
Super. of Public Instruction	39,334,300	36,902,800	(2,431,500)	-6.2%	40,890,800	1,556,500	4.0%
Vocational Rehabilitation	25,443,700	27,791,900	2,348,200	9.2%	27,791,900	2,348,200	9.2%
Total Education	2,891,207,300	3,084,665,200	193,457,900	6.7%	3,073,414,500	182,207,200	6.3%
Health & Human Services:							
Catastrophic Health Care	29,500,000	21,498,400	(8,001,600)	-27.1%	20,500,000	(9,000,000)	-30.5%
Health and Welfare, Dept.	512,488,300	571,012,000	58,523,700	11.4%	552,839,700	40,351,400	7.9%
Medicaid	2,103,501,600	2,234,985,100	131,483,500	6.3%	2,233,804,500	130,302,900	6.2%
Public Health Districts	50,605,600	57,364,000	6,758,400	13.4%	57,139,000	6,533,400	12.9%
State Independent Living Council	609,100	649,200	40,100	6.6%	649,200	40,100	6.6%
Total Health & Hum. Serv.	2,696,704,600	2,885,508,700	188,804,100	7.0%	2,864,932,400	168,227,800	6.2%
Public Safety:							
Correction, Dept.	240,499,200	257,406,500	16,907,300	7.0%	254,780,300	14,281,100	5.9%
Judicial Branch	65,318,700	67,773,300	2,454,600	3.8%	67,525,600	2,206,900	3.4%
Juvenile Corrections, Dept.	52,509,300	53,365,400	856,100	1.6%	52,465,400	(43,900)	-0.1%
Police, Idaho State	70,826,700	77,543,600	6,716,900	9.5%	77,765,900	6,939,200	9.8%
Total Public Safety	429,153,900	456,088,800	26,934,900	6.3%	452,537,200	23,383,300	5.4%
Natural Resources:							
Environmental Quality, Dept.	64,620,900	67,351,500	2,730,600	4.2%	67,332,600	2,711,700	4.2%
Fish and Game, Dept.	95,721,900	106,370,300	10,648,400	11.1%	106,070,300	10,348,400	10.8%
Lands, Dept.	51,286,300	60,177,700	8,891,400	17.3%	60,200,800	8,914,500	17.4%
Parks and Recreation, Dept.	37,576,500	41,968,100	4,391,600	11.7%	41,968,100	4,391,600	11.7%
Water Resources, Dept.	20,683,200	25,791,100	5,107,900	24.7%	28,274,300	7,591,100	36.7%
Total Natural Resources	269,888,800	301,658,700	31,769,900	11.8%	303,846,100	33,957,300	12.6%
Economic Development:							
Agriculture, Dept.	39,955,400	43,373,200	3,417,800	8.6%	44,177,200	4,221,800	10.6%
Commerce, Dept.	36,109,900	36,232,700	122,800	0.0%	36,232,700	122,800	0.0%
Finance, Dept.	7,750,000	8,170,300	420,300	5.4%	8,170,300	420,300	5.4%
Industrial Commission	16,046,200	16,701,400	655,200	4.1%	16,701,400	655,200	4.1%
Insurance, Dept.	9,028,500	9,556,900	528,400	5.9%	9,556,900	528,400	5.9%
Labor, Dept.	416,888,900	376,719,200	(40,169,700)	0.0%	376,719,200	(40,169,700)	0.0%
Public Utilities Commission	6,174,100	6,327,000	152,900	2.5%	6,327,000	152,900	2.5%
Self-Governing Agencies	75,819,000	88,636,400	12,817,400	16.9%	96,974,300	21,155,300	27.9%
Transportation Dept.	496,641,900	649,641,300	152,999,400	30.8%	655,885,100	159,243,200	32.1%
Total Econ. Development	1,104,413,900	1,235,358,400	130,944,500	11.9%	1,250,744,100	146,330,200	13.2%
General Government:							
Administration, Dept.	34,547,500	34,905,700	358,200	1.0%	34,919,700	372,200	1.1%
Capital Budget	27,578,300	29,626,700	2,048,400	7.4%	26,729,700	(848,600)	-3.1%
Attorney General	22,796,000	24,282,700	1,486,700	6.5%	24,282,700	1,486,700	6.5%
Controller, State	14,464,200	15,352,700	888,500	6.1%	15,322,700	858,500	5.9%
Governor, Office	2,032,600	2,160,500	127,900	6.3%	2,160,500	127,900	6.3%
Governor, Executive Office	136,701,400	144,551,200	7,849,800	5.7%	145,109,700	8,408,300	6.2%
Legislative Branch	14,747,200	15,243,000	495,800	3.4%	15,337,000	589,800	4.0%
Lieutenant Governor	163,600	170,000	6,400	3.9%	170,000	6,400	3.9%
Revenue and Taxation, Dept.	39,659,000	42,244,200	2,585,200	6.5%	43,228,700	3,569,700	9.0%
Secretary of State	4,159,300	3,175,600	(983,700)	-23.7%	3,175,600	(983,700)	-23.7%
Treasurer, State	5,755,600	7,420,700	1,665,100	28.9%	6,128,400	372,800	6.5%
Total General Government	302,604,700	319,133,000	16,528,300	5.5%	316,564,700	13,960,000	4.6%
State Totals	7,693,973,200	8,282,412,800	588,439,600	7.6%	8,262,039,000	568,065,800	7.4%

FY 2017 General Fund Recommendation Millions of Dollars (% of Total)

Net Revenue by Source - \$3,316.2 Million
(Includes \$113.5 million in carry-over funds, \$87.4 million in transfers to other funds, and \$49.9 million in legislation with a fiscal impact)



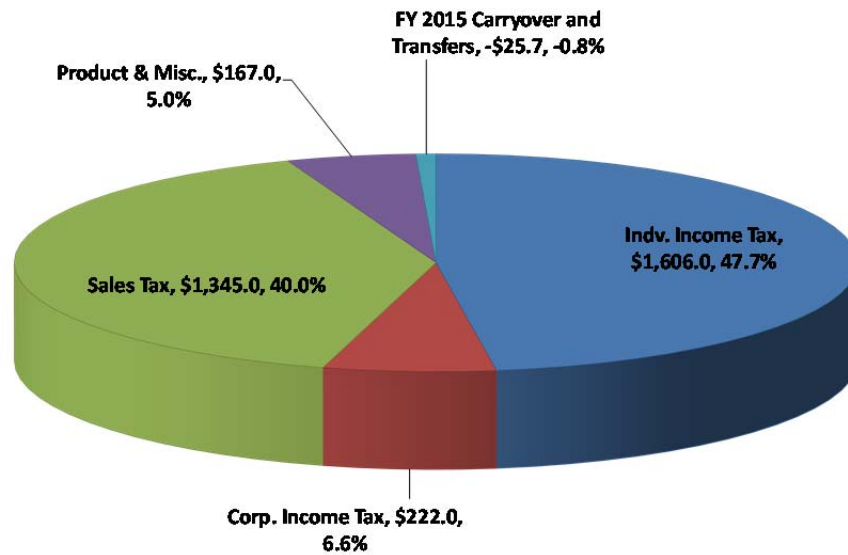
Expenditure by State Goal - \$3,301.1 Million Total (General Fund Ending Balance of \$15.3)



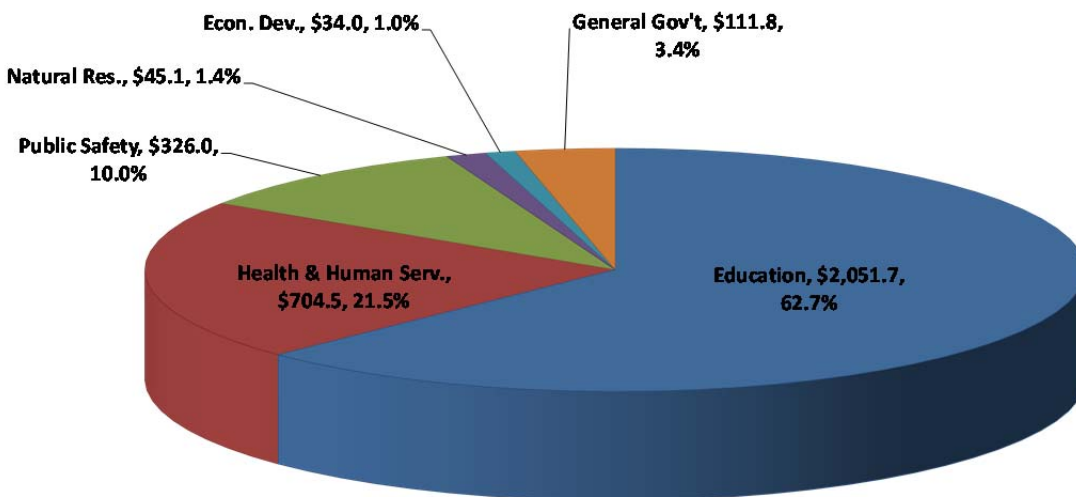
Summary Tables and Graphs

FY 2017 General Fund Appropriation Millions of Dollars (% of Total)

Net Revenue by Source - \$3,314.3 Million
(Includes \$50.5 million in carry-over funds, \$44.7 million in transfers to other funds, and \$31.5 million decrease in legislation with a fiscal impact)

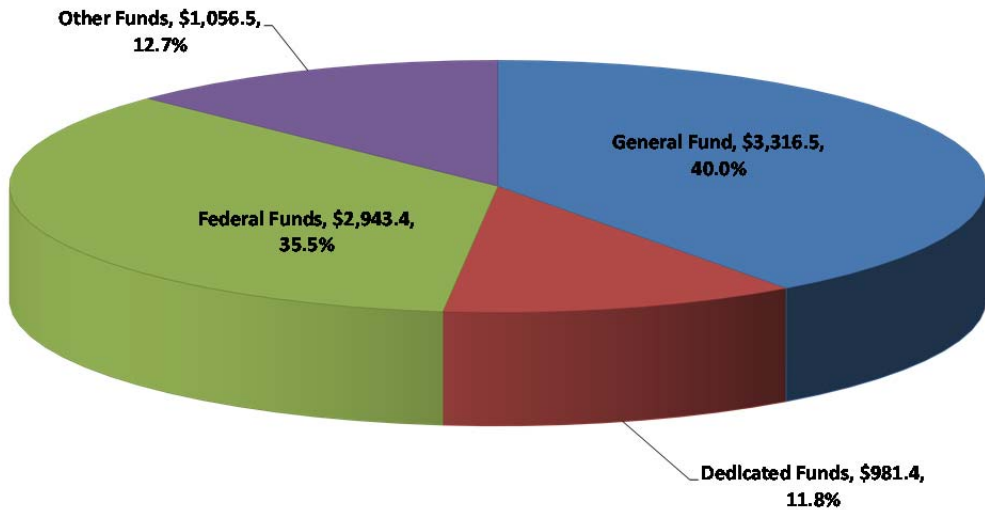


Expenditure by State Goal - \$3,273.1 Million Total (General Fund Ending Balance of \$45.3)

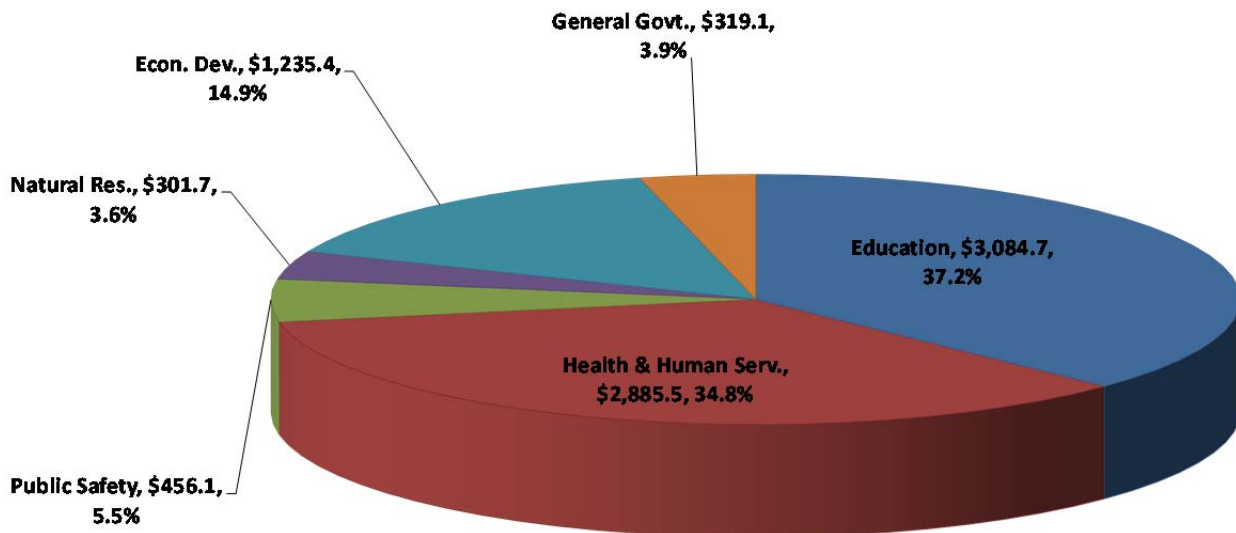


FY 2017 Total Fund Recommendation Millions of Dollars (% of Total)

Net Revenue by Source - \$8,297.8 Million



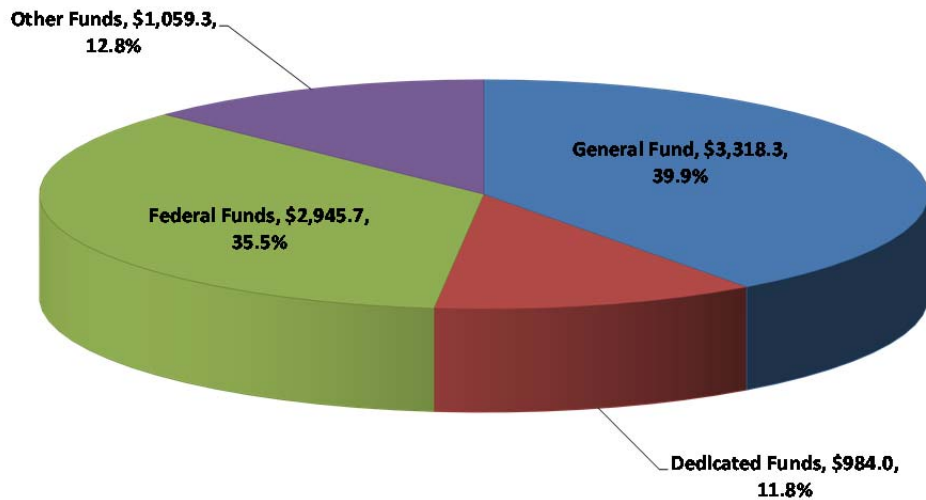
Expenditure by State Goal - \$8,282.5 Million Total



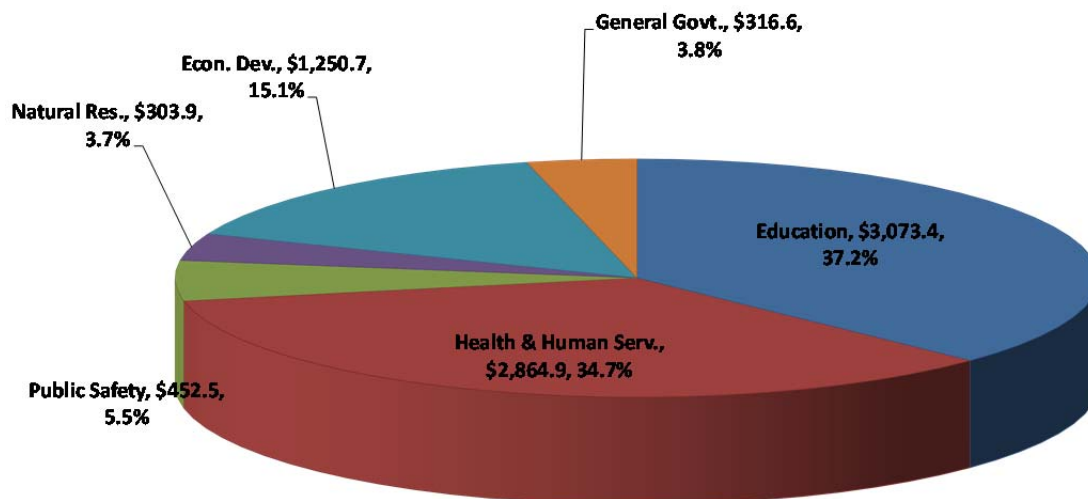
Summary Tables and Graphs

FY 2017 Total Fund Appropriation Millions of Dollars (% of Total)

Net Revenue by Source - \$8,307.3 Million



Expenditure by State Goal - \$8,262.0 Million Total



Summary Tables and Graphs

STATE DEPARTMENT FULL TIME EQUIVALENT POSITIONS (FTP)

Department	FY 2011 Actual	FY 2012 Actual	FY 2013 Actual	FY 2014 Actual	FY 2015 Actual	FY 2016 Estimate	FY 2017 Exec. Bud.	FY 2017 Approp.	Exec. Bud. Change	Approp. Change
Education:										
Agr. Research and Extension	353.70	286.44	277.79	280.73	285.24	296.82	297.01	297.01	0.19	0.19
Career Technical Educ.	531.91	521.19	529.18	508.09	511.09	526.73	563.46	563.46	36.73	36.73
College and Universities	3,839.80	3,851.88	3,973.52	4,054.79	4,153.82	4,332.68	4,332.68	4,386.83	0.00	54.15
Educ., Office of State Board	21.25	24.75	23.75	22.75	24.25	25.75	28.75	28.75	3.00	3.00
Health Education Programs	20.50	20.50	20.50	21.30	21.30	23.80	24.80	24.80	1.00	1.00
Public Broadcasting	33.00	57.47	31.00	59.00	60.00	60.00	64.48	64.48	4.48	4.48
Special Programs	30.06	27.23	27.33	29.83	32.13	38.13	40.13	42.13	2.00	4.00
Super. of Public Instruction	130.00	138.00	142.00	142.00	141.00	142.00	142.00	142.00	0.00	0.00
Vocational Rehabilitation	<u>151.00</u>	<u>151.00</u>	<u>151.00</u>	<u>148.00</u>	<u>152.50</u>	<u>152.50</u>	<u>152.50</u>	<u>152.50</u>	<u>0.00</u>	<u>0.00</u>
Total Education	5,111.22	5,078.46	5,176.07	5,266.49	5,381.33	5,598.41	5,645.81	5,701.96	47.40	103.55
Health & Human Services:										
Health and Welfare, Dept.	3,102.69	2,848.97	2,859.97	2,867.46	2,846.16	2,853.02	2,886.43	2,881.43	33.41	28.41
State Independent Living Coui	<u>6.00</u>	<u>2.00</u>	<u>5.00</u>	<u>5.00</u>	<u>4.00</u>	<u>4.00</u>	<u>4.00</u>	<u>4.00</u>	<u>0.00</u>	<u>0.00</u>
Total Health & Hum. Serv.	3,108.69	2,850.97	2,864.97	2,872.46	2,850.16	2,857.02	2,890.43	2,885.43	33.41	28.41
Public Safety:										
Correction, Dept.	1,650.93	1,609.65	1,658.93	1,752.93	1,690.85	2,046.85	2,046.85	2,046.85	0.00	0.00
Judicial Branch	271.00	273.00	273.00	289.00	289.00	320.00	322.00	322.00	2.00	2.00
Juvenile Corrections, Dept.	391.50	392.50	394.00	401.00	404.00	410.00	412.00	412.00	2.00	2.00
Police, Idaho State	<u>533.07</u>	<u>533.07</u>	<u>541.07</u>	<u>535.07</u>	<u>548.07</u>	<u>563.85</u>	<u>572.85</u>	<u>575.85</u>	<u>9.00</u>	<u>12.00</u>
Total Public Safety	2,846.50	2,808.22	2,867.00	2,978.00	2,931.92	3,340.70	3,353.70	3,356.70	13.00	16.00
Natural Resources:										
Environmental Quality, Dept.	376.05	376.05	376.05	360.00	358.00	368.00	372.00	372.00	4.00	4.00
Fish and Game, Dept.	568.00	568.00	567.00	599.67	568.00	558.00	558.00	558.00	0.00	0.00
Lands, Dept.	263.47	263.47	264.47	265.47	268.17	290.15	294.80	294.80	4.65	4.65
Parks and Recreation, Dept.	153.30	153.30	157.30	156.30	158.05	164.19	164.69	164.19	0.50	0.00
Water Resources, Dept.	<u>159.00</u>	<u>159.00</u>	<u>159.00</u>	<u>152.00</u>	<u>152.00</u>	<u>152.00</u>	<u>155.00</u>	<u>155.00</u>	<u>3.00</u>	<u>3.00</u>
Total Natural Resources	1,519.82	1,519.82	1,523.82	1,533.44	1,504.22	1,532.34	1,544.49	1,543.99	12.15	11.65
Economic Development:										
Agriculture, Dept.	217.33	216.33	217.33	210.05	211.05	218.95	221.95	221.95	3.00	3.00
Commerce, Dept.	53.00	53.00	53.00	53.00	49.00	46.00	43.00	43.00	(3.00)	(3.00)
Finance, Dept.	54.00	61.00	62.00	64.00	64.00	64.00	64.00	64.00	0.00	0.00
Industrial Commission	138.00	138.00	137.25	137.25	137.25	138.25	138.25	138.25	0.00	0.00
Insurance, Dept.	72.00	72.00	72.00	73.00	73.50	73.50	73.50	73.50	0.00	0.00
Labor, Dept.	644.00	646.00	692.54	697.21	692.72	700.00	700.00	700.00	0.00	0.00
Public Utilities Commission	49.00	49.00	49.00	50.00	50.00	52.00	52.00	52.00	0.00	0.00
Self-Governing Agencies	704.12	716.52	711.52	708.52	720.42	721.22	739.22	743.72	18.00	22.50
Transportation Dept.	<u>1,826.50</u>	<u>1,827.50</u>	<u>1,827.50</u>	<u>1,814.00</u>	<u>1,724.00</u>	<u>1,698.70</u>	<u>1,678.70</u>	<u>1,698.70</u>	<u>(20.00)</u>	<u>0.00</u>
Total Econ. Development	3,757.95	3,779.35	3,822.14	3,807.03	3,721.94	3,712.62	3,710.62	3,735.12	(2.00)	22.50
General Government:										
Administration, Dept.	151.75	153.75	148.75	146.75	145.00	139.50	138.50	138.50	(1.00)	(6.50)
Attorney General	207.15	207.15	193.60	191.60	194.60	202.60	203.60	205.60	1.00	9.00
Controller, State	96.00	96.00	96.00	94.00	94.00	95.00	95.00	95.00	0.00	1.00
Governor, Office	26.00	26.00	26.00	22.00	22.00	22.00	22.00	22.00	0.00	0.00
Governor, Executive Office	640.15	641.15	636.27	680.27	699.92	712.92	728.55	718.55	15.63	28.63
Legislative Branch	81.00	78.00	77.00	77.00	77.00	77.00	77.00	77.00	0.00	0.00
Lieutenant Governor	3.00	3.00	3.00	3.00	3.00	3.00	3.00	3.00	0.00	0.00
Revenue and Taxation, Dept.	402.50	450.50	466.00	460.00	452.00	452.00	456.00	456.00	4.00	4.00
Secretary of State	30.00	30.00	29.00	27.00	27.00	27.00	27.00	27.00	0.00	0.00
Treasurer, State	<u>26.00</u>	<u>26.00</u>	<u>26.00</u>	<u>26.00</u>	<u>26.00</u>	<u>26.00</u>	<u>26.00</u>	<u>26.00</u>	<u>0.00</u>	<u>0.00</u>
Total General Governmer	1,663.55	1,711.55	1,701.62	1,727.62	1,740.52	1,757.02	1,776.65	1,768.65	19.63	36.13
State Totals	18,007.73	17,748.37	17,955.62	18,185.04	18,130.09	18,798.11	18,921.70	18,991.85	123.59	218.24

Summary Tables and Graphs

IDAHO'S GENERAL FUND EXPENDITURE LIMITATION (67-6803) (\$ thousands)

Fiscal Year	Economic Estimates	Unadjusted Percent Limit	Unadjusted Expenditure Limit	Expenditure Adjustments	Limitation Adjustment	Adjusted Percent Limit	Adjusted Expenditure Limit	Original Gen. Fund Approp. less One-time Money in App. (See Note)	Adj. Limit minus the Ongoing Gen. Fund Approp.
	Comm. Idaho Personal Income Est.								
1990	13,750,000	5.3333%	733,329			5.7819%	795,018	744,951	50,067
1991	15,430,000	5.3333%	822,928	1,508	0.0098%	5.7917%	893,662	886,369	7,293
1992	16,470,000	5.3333%	878,395	1,800	0.0109%	5.8026%	955,696	957,233	(1,537)
1993	17,700,000	5.3333%	943,994	800	0.0045%	5.8072%	1,027,869	1,007,149	20,720
1994	19,100,000	5.3333%	1,018,660			5.8072%	1,109,169	1,084,561	24,608
1995	21,175,000	5.3333%	1,129,326			5.8072%	1,229,668	1,223,445	6,223
1996	23,246,000	5.3333%	1,239,779	7,471	0.0321%	5.8393%	1,357,405	1,324,875	32,530
1997	23,947,000	5.3333%	1,277,165			5.8393%	1,398,339	1,394,750	3,589
1998	25,357,000	5.3333%	1,352,365			5.8393%	1,480,673	1,417,915	62,758
1999	26,860,000	5.3333%	1,432,524	55,630	0.2071%	6.0464%	1,624,068	1,581,619	42,449
2000	27,600,000	5.3333%	1,471,991			6.0464%	1,668,812	1,654,759	14,053
2001	29,500,000	5.3333%	1,573,324			6.0464%	1,783,693	1,777,374	6,319
2002	33,300,000	5.3333%	1,775,989			6.0464%	2,013,457	1,992,584	20,873
2003	33,750,000	5.3333%	1,799,989			6.0464%	2,040,666	1,944,159	96,507
2004	35,900,000	5.3333%	1,914,655			6.0464%	2,170,664	1,987,787	182,877
2005	37,800,000	5.3333%	2,015,987			6.0464%	2,285,546	2,075,634	209,912
2006	39,800,000	5.3333%	2,122,653			6.0464%	2,406,475	2,190,335	216,140
2007	44,000,000	5.3333%	2,346,652	250,646	0.5696%	6.6161%	2,911,070	2,337,271	573,799
2008	48,100,000	5.3333%	2,565,317			6.6161%	3,182,329	2,764,587	417,742
2009	51,072,000	5.3333%	2,723,823			6.6161%	3,378,958	2,869,432	509,526
2010	50,464,000	5.3333%	2,691,397			6.6161%	3,338,733	2,499,341	839,392
2011	51,600,000	5.3333%	2,751,983			6.6161%	3,413,891	2,378,093	1,035,798
2012	53,300,000	5.3333%	2,842,649			6.6161%	3,526,364	2,525,754	1,000,610
2013	54,100,000	5.3333%	2,885,315			6.6161%	3,579,293	2,694,677	884,616
2014	57,240,000	5.3333%	3,052,781			6.6161%	3,787,037	2,727,980	1,059,057
2015	60,520,000	5.3333%	3,227,713			6.6161%	4,004,044	2,888,177	1,115,867
2016	62,888,280	5.3333%	3,354,021			6.6161%	4,160,731	3,038,670	1,122,061
2017	65,703,377	5.3333%	3,504,158			6.6161%	4,346,980	3,235,275	1,111,705

Explanation of Expenditure Adjustments: The law allows for adjustments to be made to the expenditure limit when the costs of a program are transferred between the state and local government, and when funds provided by the federal government to the state are eliminated or significantly reduced. The items listed below have been identified over the years as legitimate adjustments.

In FY 2007 (special session) the Legislature appropriated \$250.6 million for Public Schools to replace local maintenance and operations property tax levies.

In FY 1999 the Legislature appropriated \$930K for the State Appellate Public Defender to replace local property taxes.

In FY 1999 the Legislature changed 1995 law which replaced 0.1% of the Public School's maintenance and operations property tax levy with sales tax to General Fund appropriation (SB 1535). The FY 1999 appropriation to reflect this change was \$54,700K (SB 1564).

In FY 1996 the Legislature appropriated \$7,471K for the Catastrophic Health Care Program to replace local property taxes.

In FY 1993 annualizing the FY 1992 General Fund shift (HB 433 and 378) resulted in an additional \$800K in local property tax savings.

In FY 1992 the state replaced about \$1,800K in local property taxes with General Fund through the county indigency support provided in HB 433 as authorized in HB 378.

In FY 1991 the state replaced \$1,508K in Social Service Block Grant money with General Fund.

In FY 1988 the Circuit Breaker Property Tax Relief Program was moved from the General Fund to the sales tax (\$3,890K).

In FY 1985 the state replaced a 10% percent diversion of state sales tax to Public Schools with a direct General Fund appropriation (\$17,686K) and switched funding for the employer's share of Social Security from the sales tax to General Fund for Public Schools (\$21,777K) and Community Colleges (\$837K).

Note: Between FY 1989 and FY 1992 the Legislature included its estimate of the previous fiscal year's ending General Fund balance in the next year's appropriation to fund one-time items. Effective in FY 1995, the law was changed to exempt all one-time expenditures regardless of the fiscal year of the fund source. The last two columns reflect the removal of the projected surplus appropriated for one-time expenditures for fiscal years prior to 1995 and the removal of all one-time expenditures for fiscal years 1995 and beyond in order to calculate the ongoing General Fund expenditure amount, compared to the adjusted expenditure limit.

BUDGET STABILIZATION FUND (Idaho Code 57-814 & 57-814a)

FY	Action	Impact of this Action	Resulting Balance	Balance as % of Gen. Fund Receipts *
1992	June 1992 transfer to General Fund (SB 1464)	(5,406,100)	29,778,300	3.30%
1993	April 1993 transfer to Parks and Recreation for Oregon Trail (SB 1276)	(100,000)	29,678,300	3.12%
1994	July 1993 transfer to General Fund for Public Schools (HB 463)	(3,000,000)	26,678,300	2.56%
1994	1993-94 transfers from Liquor Fund (HB 464)	6,255,800	32,934,100	3.16%
1994	March 1994 partial return of loan for the Oregon Trail project (HB 862)	27,000	32,961,100	3.16%
1994	April 1994 appr. to the Legis. Council for Juvenile Justice study (HB 992)	(100,000)	32,861,100	3.15%
1995	June 1995 return of unspent balance of Legis. Council study	26,800	32,887,900	2.81%
1996	May 1996 transfer to Disaster Emergency Fund (Exec. Order #96-04)	(1,000,000)	31,887,900	2.48%
1997	January 1997 transfer to Disaster Emergency Fund (Exec. Order #97-01)	(4,000,000)	27,887,900	2.06%
1998	July 1997 appropriation to State Controller for Year 2000 project (SB 1285)	(357,700)	27,530,200	1.98%
1998	June 1998 transfer from the General Fund (HB 572; HB 443a)	8,500,000	36,030,200	2.59%
2000	December 1999 deposits of tobacco settlement funds (SB 1002)	16,781,600	52,811,800	3.25%
2000	February 2000 transfer tobacco funds to Idaho Millennium Fund (SB 1296)	(16,781,600)	36,030,200	2.22%
2001	July 2000 American Trucking Assoc. Settlement Repaid (\$17 M) (HB 819)	0	36,030,200	1.98%
2001	July 2000 - June 2001 transfer from FY 2001 General Fund (HB 569)	18,209,600	54,239,800	2.98%
2001	Dec. 2000 transfer to the Disaster Emergency Fund (Exec. Order #2000-17)	(1,000,000)	53,239,800	2.92%
2002	Aug. 2001 transfer to the Disaster Emergency Fund (Exec. Order #2001-09)	(150,000)	53,089,800	2.68%
2002	Sept. and Dec. 2001 transfers from FY 2002 General Fund (IC 57-814)	9,923,200	63,013,000	3.18%
2002	February 2002 transfer to the General Fund (SB 1301) **	(9,923,000)	53,090,000	2.68%
2003	July 2002 transfer to the General Fund (SB 1517)	(26,700,000)	26,390,000	1.55%
2003	May 2003 transfer to the General Fund (SB 1195)	(26,390,000)	0	0.00%
2004	July 2003 - June 2004 no transfer from FY 2004 General Fund (SCR 117)	0	0	0.00%
2005	July 2004 - June 2005 transfer from FY 2005 General Fund (IC 57-814)	20,971,000	20,971,000	1.00%
2005	May 2005 transfer to the Public Education Stabilization Fund (SB 1231)	(5,000,000)	15,971,000	0.76%
2006	July 2005 - June 2006 transfer from FY 2006 General Fund (IC 57-814)	22,676,900	38,647,900	1.70%
2006	February 2006 transfer from FY 2006 General Fund (HB 409)	70,000,000	108,647,900	4.79%
2007	July 2006 - June 2007 transfer from FY 2007 General Fund (IC 57-814)	12,917,600	121,565,500	5.00%
2008	July 2007 - June 2008 transfer from FY 2008 General Fund (IC 57-814)	19,059,100	140,624,600	5.00%
2009	July 2008 - June 2009 transfer to the General Fund (SB 1227)	(12,400,000)	128,224,600	4.41%
2010	July 2009 - June 2010 transfer to the GF (IC 57-814) (SB 1227, HB 372)***	(97,404,600)	30,820,000	1.25%
2011	July 2010 - June 2011 transfer to the General Fund (SB 1445) & Approp.	(30,720,400)	99,600	0.00%
2012	December 2011 Secretary of State Reversion	128,000	227,600	0.01%
2012	July 2011 - June 2012 transfer from FY 2012 General Fund (IC 57-814)	23,641,400	23,869,000	0.98%
2013	July 2012 - June 2013 transfer from FY 2013 General Fund (IC 57-814)	25,877,100	49,746,100	1.92%
2013	July 2012 - June 2013 additional year-end transfer (HB 345)	85,392,200	135,138,300	5.22%
2014	July 2013 - June 2014 transfer from FY 2014 General Fund (IC 57-814)	2,375,800	137,514,100	5.00%
2014	June 2013 - Additional year-end transfer from General Fund (HB 635)	24,000,000	161,514,100	5.87%
2015	July 2014 - June 2015 transfer from FY 2015 General Fund (IC 57-814)	28,154,300	189,668,400	6.74%
2015	July 2015 - Surplus eliminator (HB 312)	54,152,500	243,820,900	8.66%
2016	Est. July 2015 - June 2016 transfer from FY 2016 General Fund (IC 57-814)	0	243,820,900	7.98%
2017	Est. July 2016 - June 2017 transfer from FY 2017 General Fund (IC 57-814)	0	243,820,900	7.70%

*Section 57-814(2)(b), Idaho Code, limits the total amount in the Budget Stabilization Fund to no more than 10% of the previous fiscal year's total General Fund receipts. Prior to 1998 there was no limit on this Fund's balance. From FY 1999 through FY 2000 the balance was limited to 5.0% of the General Fund appropriation. The limit was shifted to 5.0% of the previous fiscal year's total General Fund receipts in FY 2001. During the 2014 session SB 1408 the limit was shifted to 10% starting in FY 2015.

**SB 1301 overrode Idaho Code 57-814 for FY 2002 and essentially returned the two transfers that had been made.

***SB 1227 authorized \$58.5 million transferred to balance FY 2010 year end; \$37.4 million transferred to General Fund agencies to help offset personnel costs reductions; and HB 372 authorized the transfer of \$1.5 million to the Secretary of State for election costs.

Summary Tables and Graphs

FY 2017 Appropriation for the Millennium Income Fund

State Agency	FY 2017 Request	Governor's Rec.	Committee Rec.	Legislative Action
Health & Welfare: Project Filter Tobacco Cessation	2,706,700	2,706,700	2,706,700	2,706,700
Juvenile Corrections: Low Risk Offender Programs	1,062,800	1,062,800	1,062,800	1,062,800
Drug Policy, Office of: Meth Project and Truth 208	495,600	495,600	495,600	495,600
Public Health Districts: Tobacco Cessation Programs	750,000	750,000	750,000	750,000
Public Health Districts: Prescription Monitoring Program Awareness	230,000	230,000	0	0
Boise State University: Alcohol Drug Awareness Resources Center	142,200	142,200	0	0
Boise State University: Evaluation Grants	61,200	61,200	0	0
Lewis-Clark State College: Student Health Program	51,000	0	0	0
Lewis-Clark State College: Fresh Mouth Campaign	127,700	0	127,700	127,700
University of Idaho: E-Cigarette Awareness	398,400	398,400	398,400	398,400
Idaho State University: Evaluation Grants	396,000	396,000	0	0
Idaho State Police: Tobacco Compliance Checks	94,000	94,000	94,000	94,000
Correction: Substance Use Treatment	1,859,200	1,859,200	1,859,200	1,859,200
State Agency Total	8,374,800	8,196,100	7,494,400	7,494,400

Non-Agency Proposals	FY 2017 Request	Governor's Rec.	Committee Rec.	Legislative Action
American Lung Assoc.: Youth Tobacco Prevention & Cessation	202,000	202,000	202,000	202,000
Recovery Community Centers	600,000	0	600,000	600,000
Recovery Centers: Continued Funding	400,000	200,000	200,000	200,000
Satellite Recovery Centers	300,000	0	0	0
American Cancer Society: Cancer Screening Awareness	194,200	194,200	194,200	194,200
Idaho Youth Ranch: Family Therapy and Support Center	50,000	50,000	50,000	50,000
JANNUS, Inc.: Suicide Hotline	120,000	120,000	120,000	120,000
St. Alphonsus RMS: Tobacco-Free Living Program	194,600	0	194,600	194,600
Boys & Girls Club: Youth Empowerment Project	423,400	423,400	423,400	423,400
Community Substance Abuse Coalitions	24,000	0	24,000	24,000
Academy of Family Physicians: Tar Wars	84,400	84,400	84,400	84,400
Idaho Drug Free Youth: 21Matters	510,400	510,400	0	0
Fifth Judicial District: Juvenile Tobacco and Alcohol Diversion	30,000	0	0	0
Foundation for the Idaho Conference on Alcohol Dependence	90,000	0	0	0
Strategic Intelligence Inc.: Evaluation Grants	107,500	107,500	0	0
Non-Agency Total	3,330,500	1,891,900	2,092,600	2,092,600
FY 2017 Program Total	11,705,300	10,088,000	9,587,000	9,587,000

FY 2017 Summary	FY 2017 Request	Governor's Rec.	Committee Rec.	Legislative Action
Available Revenue	12,446,300	12,446,300	12,446,300	12,446,300
Less Motion	<u>11,705,300</u>	<u>10,088,000</u>	<u>9,587,000</u>	<u>9,587,000</u>
Balance Remaining	741,000	2,358,300	2,859,300	2,859,300

FY 2017 CAPITAL BUDGET: PERMANENT BUILDING FUND

Permanent Building Fund (PBF) Revenue:

Beginning Balance	\$1,263,600
Income Tax Filing Fees (\$10 per return)	7,108,500
Cigarette Tax (43.3% of net collections on first 28 cents/pack)	5,000,000
Beer Tax (33% of net collections)	1,492,400
Sales Tax (fixed amount)	5,000,000
Lottery Dividends (37.5% of annual dividend)	18,000,000
Budget Stabilization Fund Interest Earnings	3,657,300
Capitol Mall Parking Proceeds	300,000
Other Revenue (idle funds interest earnings)	<u>770,300</u>
Total Revenue	\$42,592,100

	PBFAC Request	Gov's Rec	Approp.
Permanent Building Fund (PBF) Operating Budget Expenditures:			
Public Works Operating Budget	\$2,561,600	\$2,561,600	\$2,561,600
Existing PBF Bond Payments	7,300,000	7,300,000	7,300,000
Public Officials' Capitol Mall Facilities	<u>1,737,500</u>	<u>1,737,500</u>	<u>1,737,500</u>
Total Operating Budget	\$11,599,100	\$11,599,100	11,599,100

Permanent Building Fund Maintenance Projects:

Alteration and Repair Projects	\$17,458,600	\$17,458,600	\$17,458,600
Americans with Disabilities Act Compliance Projects	800,000	800,000	800,000
Asbestos Abatement Projects	200,000	200,000	200,000
Capitol Mall Maintenance	<u>300,000</u>	<u>300,000</u>	<u>300,000</u>
Total Maintenance Projects	\$18,758,600	\$18,758,600	\$18,758,600

Permanent Building Fund Construction Projects:

Idaho Department of Correction - Waste Water Project	\$1,505,800	\$1,505,800	\$1,505,800
Boise State University - Fine Arts Building	2,500,000	2,500,000	2,500,000
Northern Idaho Collaborative Education Facility	1,000,000	1,000,000	1,000,000
Idaho State Historical Museum	1,900,000	1,900,000	0
Idaho State Police - Combined Facility	500,000	500,000	0
Idaho Department of Lands - Office	1,665,300	1,665,300	1,665,300
Military Division - Edgemoor Armory	497,000	497,000	0
Idaho Department of Parks and Recreation - Cascade Admin. Center	600,000	600,000	600,000
Military Division - Security Communications Tower	<u>700,000</u>	<u>700,000</u>	<u>700,000</u>
Total Construction Projects	\$10,868,100	\$10,868,100	\$7,971,100

Total FY 2017 Permanent Building Fund Capital Budget	\$29,626,700	\$29,626,700	\$26,729,700
---	---------------------	---------------------	---------------------

Projected Ending Fund Balance	\$1,366,300	\$1,366,300	\$4,263,300
--------------------------------------	--------------------	--------------------	--------------------